



Customer Service  
PO Box 11813  
Harrisburg, PA 17108-1813

**ACCOUNT STATEMENT**  
For the Month Ending  
**December 31, 2020**

**SAN BERNARDINO COUNTY**

**Client Management Team**

**Kenneth Schiebel, CFA**

Managing Director  
213 Market Street  
Harrisburg, PA 17101-2141  
717-232-2723  
schiebelk@pfm.com

**Danny A. Nelson**

Senior Managing Consultant  
50 South 6th Street, Suite 2250  
Minneapolis, MN 55402  
612-371-3747  
nelsond@pfm.com

**Contents**

Cover/Disclosures  
Summary Statement  
Individual Accounts

**Accounts included in Statement**

76990800 SAN BERNARDINO COUNTY

SAN BERNARDINO COUNTY  
PARTH BHATT  
268 WEST HOSPITALITY LANE  
FIRST FLOOR  
SAN BERNARDINO, CA 92415-0360

**Online Access** [www.pfm.com](http://www.pfm.com)

**Customer Service** 1-717-232-2723



# Account Statement

## For the Month Ending December 31, 2020

### Important Disclosures

#### Important Disclosures

This statement is for general information purposes only and is not intended to provide specific advice or recommendations. PFM Asset Management LLC ("PFM") is an investment advisor registered with the Securities and Exchange Commission, and is required to maintain a written disclosure statement of our background and business experience. If you would like to receive a copy of our current disclosure statement, please contact Service Operations at the address below.

**Proxy Voting** PFM does not normally receive proxies to vote on behalf of its clients. However, it does on occasion receive consent requests. In the event a consent request is received the portfolio manager contacts the client and then proceeds according to their instructions. PFM's Proxy Voting Policy is available upon request by contacting Service Operations at the address below.

**Questions About an Account** PFM's monthly statement is intended to detail our investment advisory activity as well as the activity of any accounts held by clients in pools that are managed by PFM. The custodian bank maintains the control of assets and executes (i.e., settles) all investment transactions. The custodian statement is the official record of security and cash holdings and transactions. PFM recognizes that clients may use these reports to facilitate record keeping and that the custodian bank statement and the PFM statement should be reconciled and differences resolved. Many custodians use a settlement date basis which may result in the need to reconcile due to a timing difference.

**Account Control** PFM does not have the authority to withdraw funds from or deposit funds to the custodian. Our clients retain responsibility for their internal accounting policies; implementing and enforcing internal controls and generating ledger entries or otherwise recording transactions.

**Market Value** Generally, PFM's market prices are derived from closing bid prices as of the last business day of the month as supplied by Refinitiv or Bloomberg. Where prices are not available from generally recognized sources the securities are priced using a yield-based matrix system to arrive at an estimated market value. Prices that fall between data points are interpolated. Non-negotiable FDIC-insured bank certificates of deposit are priced at par. Although PFM believes the prices to be reliable, the values of the securities do not always represent the prices at which the securities could have been bought or sold. Explanation of the valuation methods for a registered investment company, local government investment program, or TERM funds is contained in the appropriate fund offering documentation or information statement.

**Amortized Cost** The original cost of the principal of the security is adjusted for the amount of the periodic reduction of any discount or premium from the purchase date until the date of the report. Discount or premium with respect to short term securities (those with less than one year to maturity at time of issuance) is amortized on a straightline basis. Such discount or premium with respect to longer term securities is amortized using the constant yield basis.

**Tax Reporting** Cost data and realized gains / losses are provided for informational purposes only. Please review for accuracy and consult your tax advisor to determine the tax consequences of your security transactions. PFM does not report such information to the IRS or other taxing authorities and is not responsible for the accuracy of such information that may be required to be reported to federal, state or other taxing authorities.

**Financial Situation** In order to better serve you, PFM should be promptly notified of any material change in your investment objective or financial situation.

**Callable Securities** Securities subject to redemption prior to maturity may be redeemed in whole or in part before maturity, which could affect the yield represented.

**Portfolio** The securities in this portfolio, including shares of mutual funds, are not guaranteed or otherwise protected by PFM, the FDIC (except for certain non-negotiable certificates of deposit) or any government agency. Investment in securities involves risks, including the possible loss of the amount invested. Actual settlement values, accrued interest, and amortized cost amounts may vary for securities subject to an adjustable interest rate or subject to principal paydowns. Any changes to the values shown may be reflected within the next monthly statement's beginning values.

**Rating** Information provided for ratings is based upon a good faith inquiry of selected sources, but its accuracy and completeness cannot be guaranteed.

Shares of some money market and TERM funds are marketed through representatives of PFM's wholly owned subsidiary, PFM Fund Distributors, Inc. PFM Fund Distributors, Inc. is registered with the SEC as a broker/dealer and is a member of the Financial Industry Regulatory Authority ("FINRA") and the Municipal Securities Rulemaking Board ("MSRB"). You may reach the FINRA by calling the FINRA Regulator Public Disclosure Hotline at 1-888-289-9999 or at the FINRA Regulation Internet website address [www.nasd.com](http://www.nasd.com). A brochure describing the FINRA Regulation Public Disclosure Program is also available from the FINRA upon request.

#### Key Terms and Definitions

**Dividends** on money market funds consist of interest earned, plus any discount ratably amortized to the date of maturity, plus all realized gains and losses on the sale of securities prior to maturity, less ratably amortization of any premium and all accrued expenses to the fund. Dividends are accrued daily and may be paid either monthly or quarterly. The monthly earnings on this statement represent the estimated dividend accrued for the month for any program that distributes earnings on a quarterly basis. There is no guarantee that the estimated amount will be paid on the actual distribution date.

**Current Yield** is the net change, exclusive of capital changes and income other than investment income, in the value of a hypothetical fund account with a balance of one share over the seven-day base period including the statement date, expressed as a percentage of the value of one share (normally \$1.00 per share) at the beginning of the seven-day period. This resulting net change in account value is then annualized by multiplying it by

365 and dividing the result by 7. The yields quoted should not be considered a representation of the yield of the fund in the future, since the yield is not fixed. **Average maturity** represents the average maturity of all securities and investments of a portfolio, determined by multiplying the par or principal value of each security or investment by its maturity (days or years), summing the products, and dividing the sum by the total principal value of the portfolio. The stated maturity date of mortgage backed or callable securities are used in this statement. However the actual maturity of these securities could vary depending on the level or prepayments on the underlying mortgages or whether a callable security has or is still able to be called.

**Monthly distribution yield** represents the net change in the value of one share (normally \$1.00 per share) resulting from all dividends declared during the month by a fund expressed as a percentage of the value of one share at the beginning of the month. This resulting net change is then annualized by multiplying it by 365 and dividing it by the number of calendar days in the month. **YTM at Cost** The yield to maturity at cost is the expected rate of return, based on the original cost, the annual interest receipts, maturity value and the time period from purchase date to maturity, stated as a percentage, on an annualized basis.

**YTM at Market** The yield to maturity at market is the rate of return, based on the current market value, the annual interest receipts, maturity value and the time period remaining until maturity, stated as a percentage, on an annualized basis. **Managed Account A** portfolio of investments managed discretely by PFM according to the client's specific investment policy and requirements. The investments are directly owned by the client and held by the client's custodian. **Unsettled Trade A** trade which has been executed however the final consummation of the security transaction and payment has not yet taken place.

Please review the detail pages of this statement carefully. If you think your statement is wrong, missing account information, or if you need more information about a transaction, please contact PFM within 60 days of receipt. If you have other concerns or questions regarding your account you should contact a member of your client management team or PFM Service Operations at the address below.

PFM Asset Management LLC  
Attn: Service Operations  
213 Market Street  
Harrisburg, PA 17101



SAN BERNARDINO COUNTY

**Consolidated Summary Statement**

**Account Statement**  
For the Month Ending December 31, 2020

**Portfolio Summary**

Portfolio Holdings	Cash Dividends and Income	Closing Market Value
PFM Managed Account	8,535,099.88	9,593,732,092.55
Cash Balance	0.00	258,146,316.21
<b>Total</b>	<b>\$8,535,099.88</b>	<b>\$9,851,878,408.76</b>

**Investment Allocation**

Investment Type	Closing Market Value	Percent
Asset-Backed Security	173,779,499.70	1.76
Bank Note	70,880,172.00	0.72
Certificate of Deposit	1,784,908,034.83	18.12
Commercial Paper	1,937,031,233.00	19.66
Corporate Note	178,626,218.06	1.81
Federal Agency Collateralized Mortgage Obligation	33,296,536.61	0.34
Federal Agency Bond / Note	2,904,084,100.35	29.47
Federally Insured Cash Account	25,000,000.00	0.25
Joint Powers Authority	375,000,000.00	3.81
Money Market Mutual Fund	2,000,000.00	0.02
NOW Account	200,000,000.00	2.03
Repurchase Agreement	99,999,555.50	1.02
Supra-National Agency Bond / Note	254,751,715.00	2.59
U.S. Treasury Bond / Note	1,554,375,027.50	15.78
Cash Balance	258,146,316.21	2.62
<b>Total</b>	<b>\$9,851,878,408.76</b>	<b>100.00%</b>



SAN BERNARDINO COUNTY

**Consolidated Summary Statement**

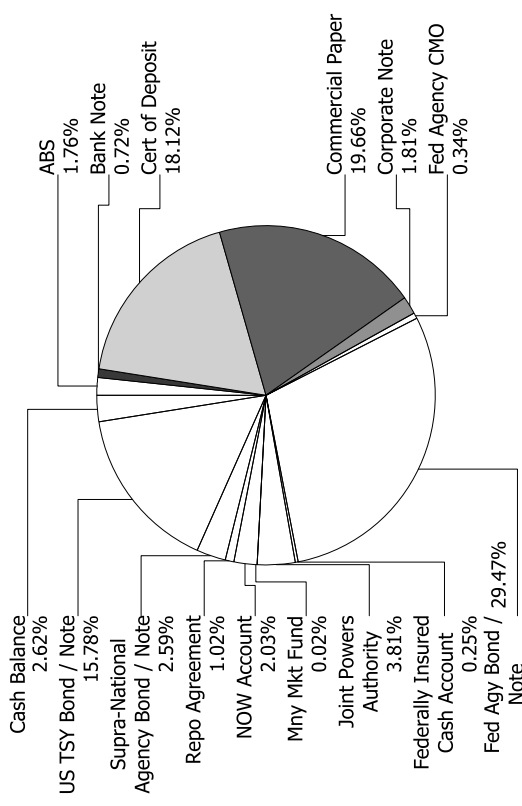
**Account Statement**  
For the Month Ending December 31, 2020

**Maturity Distribution (Fixed Income Holdings)**

Portfolio Holdings	Closing Market Value	Percent
Under 30 days	1,878,150,243.21	19.06
31 to 60 days	869,863,919.32	8.83
61 to 90 days	249,926,475.00	2.54
91 to 180 days	1,419,692,248.15	14.41
181 days to 1 year	1,269,701,575.15	12.89
1 to 2 years	994,592,855.66	10.10
2 to 3 years	1,525,880,138.64	15.49
3 to 4 years	1,019,123,233.37	10.34
4 to 5 years	624,947,720.26	6.34
Over 5 years	0.00	0.00
<b>Total</b>	<b>\$9,851,878,408.76</b>	<b>100.00%</b>

**Weighted Average Days to Maturity**      **483**

**Sector Allocation**





## Managed Account Summary Statement

For the Month Ending December 31, 2020

SAN BERNARDINO COUNTY - 76990800

### Transaction Summary - Managed Account

#### Opening Market Value

Maturities/Calls	\$8,760,842,571.72
Principal Dispositions	(3,642,522,500.20)
Principal Acquisitions	(361,000,000.00)
Unsettled Trades	4,838,712,330.68
Change in Current Value	0.00
	(2,300,309.65)
<b>Closing Market Value</b>	<b>\$9,593,732,092.55</b>

### Cash Transactions Summary - Managed Account

Maturities/Calls	3,634,953,642.22
Sale Proceeds	361,000,000.00
Coupon/Interest/Dividend Income	7,700,386.08
Principal Payments	7,828,560.20
Security Purchases	(4,838,746,633.57)
Net Cash Contribution	827,264,045.07
Reconciling Transactions	0.00

### Earnings Reconciliation (Cash Basis) - Managed Account

Interest/Dividends/Coupons Received	7,960,088.30
Less Purchased Interest Related to Interest/Coupons	(34,302.89)
Plus Net Realized Gains/Losses	609,314.47
<b>Total Cash Basis Earnings</b>	<b>\$8,535,099.88</b>

### Cash Balance

**Closing Cash Balance** **\$0.00**

### Earnings Reconciliation (Accrual Basis)

	Total
Ending Amortized Value of Securities	9,478,662,329.94
Ending Accrued Interest	21,124,301.40
Plus Proceeds from Sales	361,000,000.00
Plus Proceeds of Maturities/Calls/Principal Payments	3,642,782,202.42
Plus Coupons/Dividends Received	7,700,386.08
Less Cost of New Purchases	(4,838,746,633.57)
Less Beginning Amortized Value of Securities	(8,642,882,276.77)
Less Beginning Accrued Interest	(21,979,187.41)

#### Total Accrual Basis Earnings

**\$7,661,122.09**



SAN BERNARDINO COUNTY - 76990800

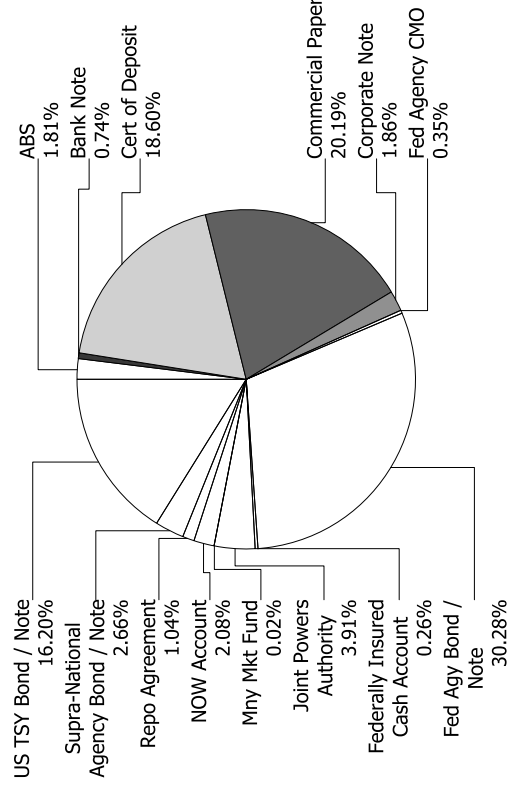
**Portfolio Summary and Statistics**

For the Month Ending **December 31, 2020**

**Account Summary**

Description	Par Value	Market Value	Percent
U.S. Treasury Bond / Note	1,500,000,000.00	1,554,375,027.50	16.20
Supra-National Agency Bond / Note	250,000,000.00	254,751,715.00	2.66
Repurchase Agreement	100,000,000.00	99,999,555.50	1.04
NOW Account	200,000,000.00	200,000,000.00	2.08
Money Market Mutual Fund	2,000,000.00	2,000,000.00	0.02
Joint Powers Authority	375,000,000.00	375,000,000.00	3.91
Federally Insured Cash Account	25,000,000.00	25,000,000.00	0.26
Federal Agency Collateralized Mortgage Obligation	30,789,415.31	33,296,536.61	0.35
Federal Agency Bond / Note	2,853,235,000.00	2,904,084,100.35	30.28
Corporate Note	176,540,000.00	178,626,218.06	1.86
Commercial Paper	1,938,000,000.00	1,937,031,233.00	20.19
Certificate of Deposit	1,785,000,000.00	1,784,908,034.83	18.60
Bank Note	70,000,000.00	70,880,172.00	0.74
Asset-Backed Security	171,133,056.73	173,779,499.70	1.81
<b>Managed Account Sub-Total</b>	<b>9,476,697,472.04</b>	<b>9,593,732,092.55</b>	<b>100.00%</b>
Accrued Interest		21,124,301.40	
<b>Total Portfolio</b>	<b>9,476,697,472.04</b>	<b>9,614,856,393.95</b>	

**Sector Allocation**



**Unsettled Trades**

**0.00                      0.00**

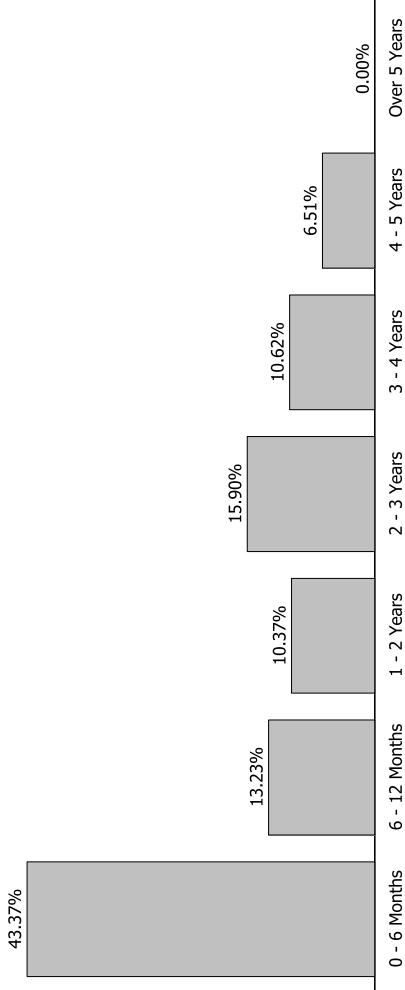


## Portfolio Summary and Statistics

For the Month Ending December 31, 2020

SAN BERNARDINO COUNTY - 76990800

### Maturity Distribution



### Characteristics

Yield to Maturity at Cost	0.96%
Yield to Maturity at Market	0.27%
Weighted Average Days to Maturity	496



## Managed Account Issuer Summary

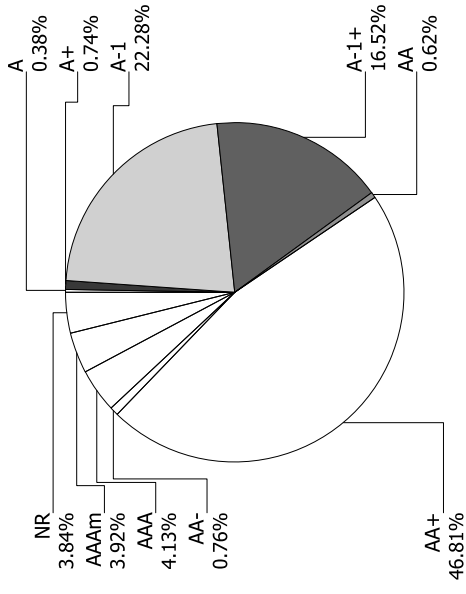
For the Month Ending December 31, 2020

SAN BERNARDINO COUNTY - 76990800

### Issuer Summary

### Credit Quality (S&P Ratings)

Issuer	Market Value of Holdings	Percent
3M COMPANY	5,134,500.00	0.05
BANK OF AMERICA CO	60,045,270.20	0.63
BANK OF MONTREAL	249,993,397.18	2.61
BANK OF NOVA SCOTIA	249,936,958.40	2.61
BANK OF THE WEST	200,000,000.00	2.08
BNP PARIBAS	204,937,395.00	2.14
CAMP	375,000,000.00	3.91
CANTOR FITZGERALD	99,999,555.50	1.04
CHASE ISSURANCE	18,539,695.00	0.19
CHEVRON CORPORATION	224,537,741.50	2.34
CREDIT AGRICOLE SA	332,994,663.00	3.47
DEERE & COMPANY	31,441,077.00	0.33
EXXON MOBIL CORP	167,236,397.56	1.74
FAIRWAY FINANCE COMPANY LLC	99,882,250.00	1.04
FANNIE MAE	976,015,815.00	10.18
FEDERAL FARM CREDIT BANKS	560,679,138.49	5.84
FEDERAL HOME LOAN BANKS	502,588,864.86	5.24
FEDERATED GOVT OBLIGATIONS FUNDS	1,000,000.00	0.01
FIDELITY TREASURY MF	1,000,000.00	0.01
FREDDIE MAC	898,096,818.61	9.37
GTA FUNDING LLC	49,998,025.00	0.52
HONDA AUTO RECEIVABLES	51,144,339.42	0.53
HYUNDAI AUTO RECEIVABLES	4,839,030.46	0.05
INTER-AMERICAN DEVELOPMENT BANK	123,577,400.00	1.29
INTERNATIONAL FINANCE CORPORATION	25,014,100.00	0.26
INTL BANK OF RECONSTRUCTION AND DEV	106,160,215.00	1.11
JOHN DEERE OWNER TRUST	16,527,343.21	0.17
JP MORGAN CHASE & CO	199,804,200.00	2.08
MERCEDES-BENZ AUTO LEASE TRUST	10,253,676.46	0.11
MERCEDES-BENZ AUTO RECEIVABLES	9,410,027.00	0.10
MICROSOFT CORP	9,871,442.00	0.10
NATIXIS NY BRANCH	199,846,750.00	2.08







### Managed Account Issuer Summary

SAN BERNARDINO COUNTY - 76990800

Issuer	Market Value of Holdings	Percent
NORDEA BANK ABP	199,981,216.10	2.08
RABOBANK NEDERLAND	249,911,450.00	2.60
ROYAL BANK OF CANADA	249,971,145.30	2.61
STARBIRD FUNDING CORP	99,907,300.00	1.04
STONECASTLE FICA	25,000,000.00	0.26
SVENSKA HANDELSBANKEN AB	274,970,876.35	2.87
SWEDBANK AB	174,965,097.50	1.82
THE BANK OF NEW YORK MELLON CORPORATION	5,146,800.00	0.05
TORONTO-DOMINION BANK	235,083,227.47	2.45
TOYOTA MOTOR CORP	238,305,558.15	2.48
UNITED STATES TREASURY	1,554,375,027.50	16.21
US BANCORP	148,150,316.80	1.54
WAL-MART STORES INC	17,226,151.00	0.18
WELLS FARGO & COMPANY	55,231,840.53	0.58
<b>Total</b>	<b>\$9,593,732,092.55</b>	<b>100.00%</b>



## Managed Account Detail of Securities Held

For the Month Ending December 31, 2020

SAN BERNARDINO COUNTY - 76990800

Security Type / Description	Dated Date / Coupon / Maturity	CUSIP	S&P Rating	Moody's Rating	Trade Date	Settle Date	Original Cost	YTM at Cost	Accrued Interest	Amortized Cost	Market Value
U.S. Treasury Bond / Note											
US TREASURY N/B NOTES	DTD 02/15/2018 2.250% 02/15/2021	9128283X6	AA+	Aaa	03/14/19	03/18/19	49,787,109.38	2.48	424,932.06	49,986,314.17	50,117,190.00
US TREASURY N/B NOTES	DTD 02/15/2018 2.250% 02/15/2021	9128283X6	AA+	Aaa	03/25/19	03/26/19	74,923,828.13	2.30	637,398.10	74,995,046.63	75,175,785.00
US TREASURY NOTES	DTD 02/29/2016 1.125% 02/28/2021	912828P87	AA+	Aaa	11/29/17	11/30/17	24,374,023.44	1.92	95,562.85	24,969,387.32	25,039,062.50
US TREASURY NOTES	DTD 05/31/2016 1.375% 05/31/2021	912828R77	AA+	Aaa	12/20/16	12/21/16	24,334,960.94	2.00	30,219.78	24,938,498.24	25,125,000.00
US TREASURY NOTES	DTD 05/31/2014 2.000% 05/31/2021	912828WN6	AA+	Aaa	12/02/16	12/05/16	50,447,265.63	1.79	87,912.09	50,040,958.39	50,382,810.00
US TREASURY NOTES	DTD 07/31/2014 2.250% 07/31/2021	912828WY2	AA+	Aaa	04/29/19	04/30/19	99,925,781.25	2.28	941,576.09	99,980,971.86	101,234,380.00
US TREASURY NOTES	DTD 09/30/2016 1.125% 09/30/2021	912828T34	AA+	Aaa	11/29/17	11/30/17	24,198,242.19	2.00	71,857.83	24,844,229.91	25,191,405.00
US TREASURY NOTES	DTD 12/01/2014 1.875% 11/30/2021	912828G53	AA+	Aaa	12/20/16	12/21/16	24,734,375.00	2.10	41,208.79	24,950,995.50	25,398,437.50
US TREASURY NOTES	DTD 02/02/2015 1.500% 01/31/2022	912828H86	AA+	Aaa	02/15/17	02/16/17	48,779,296.88	2.02	313,858.70	49,733,603.46	50,742,190.00
US TREASURY N/B NOTES	DTD 02/28/2017 1.875% 02/28/2022	912828W55	AA+	Aaa	11/29/17	11/30/17	24,823,242.19	2.05	159,271.41	24,951,793.32	25,507,812.50
US TREASURY NOTES	DTD 07/31/2017 1.875% 07/31/2022	912828P4	AA+	Aaa	04/29/19	04/30/19	98,746,093.75	2.28	784,646.74	99,392,045.45	102,750,000.00
US TREASURY N/B NOTES	DTD 11/02/2015 1.875% 10/31/2022	912828M49	AA+	Aaa	11/29/17	11/30/17	24,739,257.81	2.10	80,283.15	24,903,020.17	25,792,970.00
US TREASURY N/B NOTES	DTD 05/31/2016 1.625% 05/31/2023	912828R69	AA+	Aaa	04/05/19	04/08/19	48,658,203.13	2.31	71,428.57	49,220,091.65	51,781,250.00
US TREASURY NOTES	DTD 06/30/2016 1.375% 06/30/2023	912828S35	AA+	Aaa	11/08/19	11/12/19	24,701,171.88	1.72	949.59	24,794,921.88	25,761,720.00



## Managed Account Detail of Securities Held

For the Month Ending December 31, 2020

SAN BERNARDINO COUNTY - 76990800

Security Type/Description	Dated Date/Coupon/Maturity	CUSIP	S&P Rating	Moody's Rating	Trade Date	Settle Date	Original Cost	YTM at Cost	Accrued Interest	Amortized Cost	Market Value
<b>U.S. Treasury Bond / Note</b>											
US TREASURY NOTES	DTD 06/30/2016 1.375% 06/30/2023	912828S35	AA+	Aaa	04/03/19	04/04/19	48,123,046.88	2.31	1,899.17	48,896,623.17	51,523,440.00
US TREASURY N/B NOTES	DTD 07/02/2018 2.625% 06/30/2023	9128284U1	AA+	Aaa	04/05/19	04/08/19	50,634,765.63	2.31	3,625.69	50,374,117.05	53,078,125.00
US TREASURY NOTES	DTD 06/30/2016 1.375% 06/30/2023	912828S35	AA+	Aaa	04/15/19	04/16/19	96,035,156.25	2.37	3,798.34	97,651,036.58	103,046,880.00
US TREASURY NOTES	DTD 08/01/2016 1.250% 07/31/2023	912828S92	AA+	Aaa	03/27/19	03/28/19	96,265,625.00	2.15	523,097.83	97,784,333.62	102,843,750.00
US TREASURY NOTES	DTD 08/31/2016 1.375% 08/31/2023	9128282D1	AA+	Aaa	03/28/19	03/29/19	96,562,500.00	2.20	467,196.13	97,932,394.80	103,250,000.00
US TREASURY NOTES	DTD 05/15/2014 2.500% 05/15/2024	912828WJ5	AA+	Aaa	09/30/19	10/01/19	52,062,500.00	1.57	162,292.82	51,502,888.03	53,867,190.00
US TREASURY NOTES	DTD 05/15/2014 2.500% 05/15/2024	912828WJ5	AA+	Aaa	12/23/19	12/26/19	51,611,328.13	1.73	162,292.82	51,237,162.05	53,867,190.00
US TREASURY N/B NOTES	DTD 06/30/2017 2.000% 06/30/2024	912828XX3	AA+	Aaa	09/25/19	09/26/19	50,886,718.75	1.61	2,762.43	50,650,634.34	53,109,375.00
US TREASURY N/B NOTES	DTD 06/30/2017 2.000% 06/30/2024	912828XX3	AA+	Aaa	10/31/19	11/01/19	51,017,578.13	1.55	2,762.43	50,762,436.70	53,109,375.00
US TREASURY N/B NOTES	DTD 06/30/2017 2.000% 06/30/2024	912828XX3	AA+	Aaa	11/01/19	11/04/19	50,935,546.88	1.58	2,762.43	50,702,210.48	53,109,375.00
UNITED STATES TREASURY NOTES	DTD 06/30/2019 1.750% 06/30/2024	9128286Z8	AA+	Aaa	12/11/19	12/12/19	50,173,828.13	1.67	2,417.13	50,133,456.49	52,671,875.00
US TREASURY N/B	DTD 07/31/2017 2.125% 07/31/2024	9128282N9	AA+	Aaa	10/10/19	10/11/19	51,474,609.38	1.49	444,633.15	51,098,184.88	53,406,250.00
US TREASURY N/B	DTD 02/17/2015 2.000% 02/15/2025	912828JZ7	AA+	Aaa	12/19/19	12/20/19	50,576,171.88	1.77	377,717.39	50,460,570.52	53,531,250.00
US TREASURY NOTES	DTD 05/15/2015 2.125% 05/15/2025	912828XB1	AA+	Aaa	12/09/19	12/10/19	51,109,375.00	1.70	137,948.90	50,892,311.21	53,960,940.00



## Managed Account Detail of Securities Held

For the Month Ending December 31, 2020

SAN BERNARDINO COUNTY - 76990800											
Security Type/Description	S&P Rating	Moody's Rating	Trade Date	Settle Date	Original Cost	YTM at Cost	Accrued Interest	Amortized Cost	Market Value		
Dated Date/Coupon/Maturity	CUSIP	Par Rating	Rating	Date	Date	Cost	at Cost	Interest	Cost	Value	
<b>Security Type Sub-Total</b>											<b>1,500,000,000.00</b>
<b>Supra-National Agency Bond / Note</b>											
INTERNATIONAL FINANCE CORPORATION	45950KCM0	AAA	Aaa	01/18/18	01/25/18	24,926,500.00	2.35	243,750.00	24,998,390.51	25,014,100.00	
NOTE											
DTD 01/25/2018 2.250% 01/25/2021											
INTER-AMERICAN DEVELOPMENT BANK	4581X0DB1	AAA	Aaa	04/12/18	04/19/18	49,890,000.00	2.70	262,500.00	49,989,160.58	50,349,700.00	
NOTE											
DTD 04/19/2018 2.625% 04/19/2021											
INTL BANK OF RECONSTRUCTION AND DEV	459058GH0	AAA	Aaa	07/18/18	07/25/18	49,883,000.00	2.83	603,472.22	49,978,289.76	50,716,750.00	
NOTE											
DTD 07/25/2018 2.750% 07/23/2021											
INTL BANK OF RECON AND DEV GLOBAL	459058GF4	AAA	Aaa	12/12/17	12/13/17	19,955,000.00	2.19	21,260.00	19,989,342.92	20,368,400.00	
NOTE											
DTD 12/13/2017 2.126% 12/13/2021											
INTER-AMERICAN DEVELOPMENT BANK	4581X0DD7	AAA	Aaa	09/20/18	09/26/18	24,944,000.00	3.06	197,916.67	24,975,737.17	26,207,000.00	
NOTE											
DTD 09/26/2018 3.000% 09/26/2022											
INTER-AMERICAN DEVEL BK CORPORATE	4581X0DM7	AAA	Aaa	04/17/20	04/24/20	19,993,200.00	0.51	10,277.78	19,994,723.20	20,130,800.00	
NOTE											
DTD 04/24/2020 0.500% 05/24/2023											
INTER-AMERICAN DEVELOPMENT BANK	4581X0CC0	AAA	Aaa	03/14/19	03/21/19	25,480,000.00	2.55	181,250.00	25,291,242.46	26,889,900.00	
NOTE											
DTD 10/04/2013 3.000% 10/04/2023											
INTL BK RECON & DEVELOP CORPORATE	459058JM6	AAA	Aaa	11/17/20	11/24/20	24,946,250.00	0.32	6,423.61	24,948,115.30	25,016,125.00	
NOTE											
DTD 11/24/2020 0.250% 11/24/2023											
INTL BANK OF RECON AND DEV SN (FLOATER)	45906M2B6	AAA	Aaa	06/09/20	06/16/20	10,000,000.00	0.48	1,961.11	10,000,000.00	10,058,940.00	
NOTE											
DTD 06/16/2020 0.490% 06/17/2024											
<b>Security Type Sub-Total</b>											<b>250,000,000.00</b>

**Security Type Sub-Total** **250,017,950.00** **2.18** **1,528,811.39** **250,165,001.90** **254,751,715.00**



## Managed Account Detail of Securities Held

For the Month Ending December 31, 2020

SAN BERNARDINO COUNTY - 76990800

Security Type/Description	Dated Date/Coupon/Maturity	CUSIP	S&P Rating	Moody's Rating	Trade Date	Settle Date	Original Cost	YTM at Cost	Accrued Interest	Amortized Cost	Market Value
<b>Repurchase Agreement</b>											
CANTOR FITZGERALD REPO AGRMT	REI332502		NR	NR	12/30/20	12/30/20	100,000,000.00	0.06	333.33	100,000,000.00	99,999,555.50
DTD 12/30/2020 0.060% 01/04/2021											
<b>Security Type Sub-Total</b>							<b>100,000,000.00</b>	<b>0.06</b>	<b>333.33</b>	<b>100,000,000.00</b>	<b>99,999,555.50</b>
<b>NOW Account</b>											
BANK OF THE WEST MONEY MARKET FUND	BKOFWEST7		NR	NR	03/26/20	03/26/20	75,000,000.00	0.15	0.00	75,000,000.00	75,000,000.00
BANK OF THE WEST MONEY MARKET FUND	BKOFWEST7		NR	NR	08/30/19	08/30/19	125,000,000.00	0.15	0.00	125,000,000.00	125,000,000.00
<b>Security Type Sub-Total</b>							<b>200,000,000.00</b>	<b>0.15</b>	<b>0.00</b>	<b>200,000,000.00</b>	<b>200,000,000.00</b>
<b>Money Market Mutual Fund</b>											
FEDERATED GOVT OBLIGATIONS FUND	608919718		AAA	NR	08/31/20	08/31/20	1,000,000.00	0.01	0.00	1,000,000.00	1,000,000.00
FIDELITY GOVT MM FUND 2642	31607A703		AAA	AAA	12/11/20	12/11/20	1,000,000.00	0.01	0.00	1,000,000.00	1,000,000.00
<b>Security Type Sub-Total</b>							<b>2,000,000.00</b>	<b>0.01</b>	<b>0.00</b>	<b>2,000,000.00</b>	<b>2,000,000.00</b>
<b>Joint Powers Authority</b>											
CALIFORNIA ASSET MANAGEMENT PROGRAM	CAMPMF025		AAA	NR	05/21/20	05/21/20	18,000,000.00	0.12	0.00	18,000,000.00	18,000,000.00
CALIFORNIA ASSET MANAGEMENT PROGRAM	CAMPMF025		AAA	NR	10/17/19	10/17/19	36,000,000.00	0.12	0.00	36,000,000.00	36,000,000.00
CALIFORNIA ASSET MANAGEMENT PROGRAM	CAMPMF025		AAA	NR	10/21/19	10/21/19	46,000,000.00	0.12	0.00	46,000,000.00	46,000,000.00
CALIFORNIA ASSET MANAGEMENT PROGRAM	CAMPMF025		AAA	NR	06/30/20	06/30/20	75,000,000.00	0.12	0.00	75,000,000.00	75,000,000.00
CALIFORNIA ASSET MANAGEMENT PROGRAM	CAMPMF025		AAA	NR	08/30/19	08/30/19	200,000,000.00	0.12	0.00	200,000,000.00	200,000,000.00
<b>Security Type Sub-Total</b>							<b>375,000,000.00</b>	<b>0.12</b>	<b>0.00</b>	<b>375,000,000.00</b>	<b>375,000,000.00</b>
<b>Federally Insured Cash Account</b>											
<b>PFM Asset Management LLC</b>											



## Managed Account Detail of Securities Held

For the Month Ending December 31, 2020

SAN BERNARDINO COUNTY - 76990800

Security Type/Description	Dated Date/Coupon/Maturity	CUSIP	S&P Rating	Moody's Rating	Trade Date	Settle Date	Original Cost	YTM at Cost	Accrued Interest	Amortized Cost	Market Value
<b>Federally Insured Cash Account</b>											
STONECASTLE FICA		FICAMF003	NR	NR	08/30/19	08/30/19	25,000,000.00	0.03	0.00	25,000,000.00	25,000,000.00
<b>Security Type Sub-Total</b>							<b>25,000,000.00</b>	<b>0.03</b>	<b>0.00</b>	<b>25,000,000.00</b>	<b>25,000,000.00</b>
<b>Federal Agency Collateralized Mortgage Obligation</b>											
FHMS K033 A2	DTD 10/01/2013 3.060% 07/01/2023	3137B4WB8	AA+	Aaa	12/01/20	12/04/20	2,978,718.75	0.56	7,140.00	2,973,389.54	2,973,083.71
FHMS K045 A2	DTD 05/01/2015 3.023% 01/01/2025	3137BHJ1	AA+	Aaa	12/14/20	12/17/20	27,465,820.31	0.55	62,979.17	27,440,761.16	27,340,934.50
FHMS K32 A1	DTD 11/01/2020 0.516% 06/25/2025	3137F2U8	AA+	Aaa	11/19/20	11/30/20	2,989,403.35	0.52	1,285.45	2,989,403.58	2,982,518.40
<b>Security Type Sub-Total</b>							<b>30,789,415.31</b>	<b>0.55</b>	<b>71,404.62</b>	<b>33,403,554.28</b>	<b>33,296,536.61</b>

Security Type Sub-Total	Federal Agency Bond / Note	Par	S&P Rating	Moody's Rating	Trade Date	Settle Date	Original Cost	YTM at Cost	Accrued Interest	Amortized Cost	Market Value
	FREDDIE MAC NOTES	50,000,000.00	AA+	Aaa	02/15/18	02/16/18	49,868,000.00	2.47	445,312.50	49,994,459.85	50,133,350.00
	DTD 02/16/2018 2.375% 02/16/2021										
	FANNIE MAE NOTES	50,000,000.00	AA+	Aaa	04/12/18	04/13/18	49,925,500.00	2.55	270,833.33	49,993,066.61	50,331,450.00
	DTD 04/13/2018 2.500% 04/13/2021										
	FEDERAL FARM CREDIT BANK NOTES	25,000,000.00	AA+	Aaa	11/26/18	11/27/18	24,955,750.00	2.95	69,878.47	24,992,956.92	25,273,750.00
	DTD 11/26/2018 2.875% 05/26/2021										
	FEDERAL FARM CREDIT BANK NOTES	50,000,000.00	AA+	Aaa	11/20/18	11/26/18	49,966,000.00	2.90	139,756.95	49,994,594.30	50,547,500.00
	DTD 11/26/2018 2.875% 05/26/2021										
	FANNIE MAE NOTES	75,000,000.00	AA+	Aaa	06/22/18	06/25/18	74,982,750.00	2.76	51,562.50	74,997,285.45	75,927,900.00
	DTD 06/25/2018 2.750% 06/22/2021										
	FHLB NOTES	20,000,000.00	AA+	Aaa	08/29/19	08/30/19	20,321,600.00	1.57	146,458.33	20,109,222.64	20,310,460.00
	DTD 03/05/2012 2.375% 09/10/2021										
	FEDERAL HOME LOAN BANKS NOTES	50,000,000.00	AA+	Aaa	10/11/18	10/12/18	49,967,500.00	3.02	329,166.67	49,991,578.47	51,118,200.00
	DTD 10/12/2018 3.000% 10/12/2021										
	FEDERAL HOME LOAN BANKS NOTES	30,000,000.00	AA+	Aaa	11/07/19	11/08/19	29,948,700.00	1.71	56,875.00	29,977,737.74	30,399,540.00
	DTD 11/08/2019 1.625% 11/19/2021										



## Managed Account Detail of Securities Held

For the Month Ending December 31, 2020

SAN BERNARDINO COUNTY - 76990800

Security Type/Description	Dated Date/Coupon/Maturity	CUSIP	S&P Rating	Moody's Rating	Trade Date	Settle Date	Original Cost	YTM at Cost	Accrued Interest	Amortized Cost	Market Value	
<b>Federal Agency Bond / Note</b>												
FEDERAL HOME LOAN BANKS NOTES DTD 12/20/2019 1.625% 12/20/2021		3130AHR5	AA+	Aaa	12/19/19	12/20/19	22,475,700.00	1.68	11,171.88	22,488,265.53	22,826,947.50	
FANNIE MAE NOTES DTD 01/11/2019 2.625% 01/11/2022		3135G0U92	AA+	Aaa	01/09/19	01/11/19	59,956,800.00	2.65	743,750.00	59,985,218.98	61,535,880.00	
FEDERAL FARM CREDIT BANK NOTES DTD 01/18/2019 2.600% 01/18/2022		3133EJ5P0	AA+	Aaa	01/16/19	01/18/19	49,957,500.00	2.63	588,611.11	49,985,187.04	51,296,600.00	
FANNIE MAE NOTES DTD 04/12/2019 2.250% 04/12/2022		3135G0V59	AA+	Aaa	04/11/19	04/12/19	74,754,000.00	2.36	370,312.50	74,895,405.11	77,025,300.00	
FEDERAL FARM CREDIT BANK NOTES DTD 05/06/2020 0.250% 05/06/2022		3133ELYR9	AA+	Aaa	04/30/20	05/06/20	99,873,000.00	0.31	38,194.44	99,914,753.42	100,153,800.00	
FEDERAL HOME LOAN BANK DTD 06/01/2012 2.125% 06/10/2022		313379Q69	AA+	Aaa	07/15/19	07/16/19	25,156,500.00	1.90	30,989.58	25,077,511.79	25,712,150.00	
FFCB NOTES DTD 12/16/2019 1.630% 06/15/2022		3133ELDK7	AA+	Aaa	12/04/19	12/16/19	39,997,880.80	1.63	28,977.78	39,998,768.45	40,864,280.00	
FREDDIE MAC NOTES DTD 07/23/2020 0.125% 07/25/2022		3137EAET2	AA+	Aaa	07/21/20	07/23/20	24,943,500.00	0.24	13,715.28	24,956,004.10	24,992,225.00	
FANNIE MAE NOTES DTD 09/06/2019 1.375% 09/06/2022		3135G0W33	AA+	Aaa	09/05/19	09/06/19	74,739,000.00	1.49	329,427.08	74,854,020.99	76,540,125.00	
FEDERAL HOME LOAN BANKS NOTES DTD 08/13/2012 2.000% 09/09/2022		313380GJ0	AA+	Aaa	08/28/19	08/29/19	10,150,500.00	1.49	62,222.22	10,083,747.06	10,311,240.00	
FEDERAL HOME LOAN BANK NOTES DTD 10/22/2020 0.125% 10/21/2022		3130AKDH6	AA+	Aaa	10/21/20	10/22/20	63,915,520.00	0.19	15,333.33	63,923,747.82	63,974,080.00	
FFCB NOTES DTD 11/23/2020 0.125% 11/23/2022		3133EMGX4	AA+	Aaa	11/16/20	11/23/20	74,856,750.00	0.22	9,895.83	74,864,403.08	74,982,225.00	
FEDERAL FARM CREDIT BANK NOTES(CALLABLE) DTD 01/24/2020 1.640% 01/24/2023		3133ELJN5	AA+	Aaa	01/23/20	01/24/20	9,995,000.00	1.66	71,522.22	9,996,564.78	10,154,560.00	



## Managed Account Detail of Securities Held

For the Month Ending December 31, 2020

SAN BERNARDINO COUNTY - 76990800

Security Type/Description	Dated Date/Coupon/Maturity	CUSIP	S&P Rating	Moody's Rating	Trade Date	Settle Date	Original Cost	YTM at Cost	Accrued Interest	Amortized Cost	Market Value
<b>Federal Agency Bond / Note</b>											
FEDERAL FARM CREDIT BANK NOTES(CALLABLE)	01/24/2020 1.640% 01/24/2023	3133ELJN5	AA+	Aaa	01/23/20	01/24/20	19,990,000.00	1.66	143,044.44	19,993,129.56	20,309,120.00
FEDERAL FARM CREDIT BANK NOTES(CALLABLE)	01/24/2020 1.640% 01/24/2023	3133ELJN5	AA+	Aaa	01/23/20	01/24/20	19,990,000.00	1.66	143,044.44	19,993,129.56	20,309,120.00
FEDERAL HOME LOAN BANKS NOTES	02/21/2020 1.375% 02/17/2023	3130AJ7E3	AA+	Aaa	02/20/20	02/21/20	49,908,000.00	1.44	255,902.78	49,934,538.46	51,298,200.00
FEDERAL HOME LOAN BANKS NOTES	03/01/2018 2.750% 03/10/2023	3130ADRG9	AA+	Aaa	01/07/19	01/09/19	10,042,680.00	2.64	84,791.67	10,022,392.27	10,567,060.00
FREDDIE MAC NOTES	04/20/2020 0.375% 04/20/2023	3137EAE08	AA+	Aaa	04/17/20	04/20/20	49,875,000.00	0.46	36,979.17	49,904,223.74	50,248,900.00
FREDDIE MAC NOTES (CALLABLE)	05/04/2020 0.450% 05/04/2023	3134GVRD2	AA+	Aaa	05/01/20	05/04/20	50,000,000.00	0.45	35,625.00	50,000,000.00	50,050,750.00
FREDDIE MAC NOTES	05/07/2020 0.375% 05/05/2023	3137EAER6	AA+	Aaa	05/05/20	05/07/20	99,958,000.00	0.39	58,333.33	99,967,183.90	100,506,800.00
FANNIE MAE NOTES	05/22/2020 0.250% 05/22/2023	3135G04Q3	AA+	Aaa	05/20/20	05/22/20	99,699,000.00	0.35	27,083.33	99,760,574.43	100,219,800.00
FFCB FLOATING NOTES	06/09/2020 0.420% 06/09/2023	3133ELH72	AA+	Aaa	06/03/20	06/09/20	45,000,000.00	0.39	11,587.50	45,000,000.00	45,229,500.00
FREDDIE MAC NOTES	06/26/2020 0.250% 06/26/2023	3137EAE54	AA+	Aaa	06/24/20	06/26/20	22,932,840.00	0.35	798.61	22,944,432.00	23,046,851.00
FANNIE MAE NOTES	07/10/2020 0.250% 07/10/2023	3135G05G4	AA+	Aaa	07/08/20	07/10/20	49,892,500.00	0.32	59,375.00	49,909,680.37	50,090,900.00
FEDERAL FARM CREDIT BANKS NOTES	08/14/2019 1.600% 08/14/2023	3133EKZK5	AA+	Aaa	08/28/19	08/29/19	10,047,100.00	1.48	60,888.89	10,031,106.85	10,367,720.00
FREDDIE MAC NOTES	08/21/2020 0.250% 08/24/2023	3137EAEV7	AA+	Aaa	08/19/20	08/21/20	44,954,100.00	0.28	40,625.00	44,959,659.84	45,073,935.00





## Managed Account Detail of Securities Held

For the Month Ending December 31, 2020

SAN BERNARDINO COUNTY - 76990800

Security Type/Description	Dated Date/Coupon/Maturity	CUSIP	S&P Rating	Moody's Rating	Trade Date	Settle Date	Original Cost	YTM at Cost	Accrued Interest	Amortized Cost	Market Value
Federal Agency Bond / Note											
FREDDIE MAC NOTES DTD 09/04/2020 0.250% 09/08/2023		3137EAEW5	AA+	Aaa	09/03/20	09/04/20	31,989,440.00	0.26	26,000.00	31,990,583.44	32,044,800.00
FREDDIE MAC NOTES DTD 10/16/2020 0.125% 10/16/2023		3137EAEY1	AA+	Aaa	10/14/20	10/16/20	63,761,280.00	0.25	16,666.67	63,778,066.70	63,853,440.00
FREDDIE MAC NOTES DTD 11/05/2020 0.250% 11/06/2023		3137EAEZ8	AA+	Aaa	11/03/20	11/05/20	74,932,500.00	0.28	29,166.66	74,936,010.49	75,090,000.00
FANNIE MAE NOTES DTD 11/25/2020 0.250% 11/27/2023		3135G06H1	AA+	Aaa	11/23/20	11/25/20	49,943,000.00	0.29	12,500.00	49,944,922.52	50,061,250.00
FREDDIE MAC NOTES DTD 12/04/2020 0.250% 12/04/2023		3137EAF2	AA+	Aaa	12/02/20	12/04/20	61,938,620.00	0.28	11,625.00	61,940,189.53	62,076,446.00
FANNIE MAE NOTES DTD 02/08/2019 2.500% 02/05/2024		3135G0V34	AA+	Aaa	02/07/19	02/08/19	99,628,000.00	2.58	1,013,888.89	99,769,413.06	107,016,400.00
FHLB BONDS DTD 02/15/2019 2.500% 02/13/2024		3130AFW94	AA+	Aaa	02/14/19	02/15/19	49,823,000.00	2.58	479,166.67	49,889,569.08	53,533,350.00
FFCB (CALLABLE) NOTES DTD 03/12/2020 1.050% 03/12/2024		3133ELSL9	AA+	Aaa	03/06/20	03/12/20	30,995,000.00	1.05	98,538.27	30,995,000.00	31,047,753.49
FFCB (CALLABLE) NOTES DTD 03/12/2020 1.050% 03/12/2024		3133ELSL9	AA+	Aaa	03/06/20	03/12/20	50,000,000.00	1.05	158,958.33	50,000,000.00	50,085,100.00
FEDERAL FARM CREDIT BANK NOTES(CALLABLE) DTD 04/22/2020 0.800% 04/22/2024		3133ELXC3	AA+	Aaa	04/16/20	04/22/20	10,000,000.00	0.80	15,333.33	10,000,000.00	10,019,370.00
FEDERAL FARM CREDIT BANK NOTES(CALLABLE) DTD 04/22/2020 0.800% 04/22/2024		3133ELXC3	AA+	Aaa	04/16/20	04/22/20	10,000,000.00	0.80	15,333.33	10,000,000.00	10,019,370.00
FEDERAL FARM CREDIT BANK NOTES(CALLABLE) DTD 04/22/2020 0.800% 04/22/2024		3133ELXC3	AA+	Aaa	04/16/20	04/22/20	10,000,000.00	0.80	15,333.33	10,000,000.00	10,019,370.00
FHLMC (CALLABLE) NOTES DTD 04/29/2020 0.570% 04/29/2024		3134GVPP7	AA+	Aaa	04/27/20	04/29/20	25,000,000.00	0.57	24,541.67	25,000,000.00	25,116,650.00



## Managed Account Detail of Securities Held

For the Month Ending December 31, 2020

SAN BERNARDINO COUNTY - 76990800

Security Type/Description	Dated Date/Coupon/Maturity	CUSIP	S&P Rating	Moody's Rating	Trade Date	Settle Date	Original Cost	YTM at Cost	Accrued Interest	Amortized Cost	Market Value
Federal Agency Bond / Note											
FHLMC (CALLABLE) NOTES	DTD 05/20/2020 0.560% 05/20/2024	3134GVTN8	AA+	Aaa	05/12/20	05/20/20	24,990,000.00	0.57	15,944.44	24,991,546.89	25,037,125.00
FHLMC (CALLABLE) NOTES	DTD 05/20/2020 0.510% 05/20/2024	3134GVUY2	AA+	Aaa	05/12/20	05/20/20	25,000,000.00	0.51	14,520.83	25,000,000.00	25,097,050.00
FHLMC (CALLABLE) NOTES	DTD 05/20/2020 0.590% 05/20/2024	3134GVXD5	AA+	Aaa	05/18/20	05/20/20	25,000,000.00	0.59	16,798.61	25,000,000.00	25,040,875.00
FHLMC (CALLABLE) NOTES	DTD 05/20/2020 0.500% 05/20/2024	3134GVXC7	AA+	Aaa	05/18/20	05/20/20	25,000,000.00	0.50	14,236.11	25,000,000.00	25,098,300.00
FANNIE MAE NOTES	DTD 07/08/2019 1.750% 07/02/2024	3135G0V75	AA+	Aaa	07/08/19	07/09/19	24,781,000.00	1.94	217,534.72	24,846,218.68	26,319,700.00
FEDERAL HOME LOAN BANK NOTES	DTD 08/15/2014 2.875% 09/13/2024	3130A2UW4	AA+	Aaa	09/23/19	09/24/19	26,450,750.00	1.65	215,625.00	26,079,274.92	27,407,675.00
FEDERAL HOME LOAN BANK NOTES	DTD 08/15/2014 2.875% 09/13/2024	3130A2UW4	AA+	Aaa	09/25/19	09/26/19	26,433,325.00	1.67	215,625.00	26,067,487.36	27,407,675.00
FANNIE MAE NOTES	DTD 10/18/2019 1.625% 10/15/2024	3135G0W66	AA+	Aaa	10/17/19	10/18/19	24,957,250.00	1.66	85,763.89	24,967,585.94	26,290,325.00
FEDERAL HOME LOAN BANK NOTES	DTD 11/06/2014 2.750% 12/13/2024	3130A3GE8	AA+	Aaa	12/04/19	12/05/19	10,515,630.00	1.68	13,750.00	10,405,198.07	10,958,330.00
FEDERAL HOME LOAN BANK NOTES	DTD 11/06/2014 2.750% 12/13/2024	3130A3GE8	AA+	Aaa	12/03/19	12/05/19	26,384,500.00	1.60	34,375.00	26,087,983.11	27,395,825.00
FEDERAL HOME LOAN BANK NOTES	DTD 11/06/2014 2.750% 12/13/2024	3130A3GE8	AA+	Aaa	12/04/19	12/05/19	26,287,500.00	1.68	34,375.00	26,011,757.49	27,395,825.00
FANNIE MAE NOTES	DTD 01/10/2020 1.625% 01/07/2025	3135G0X24	AA+	Aaa	01/08/20	01/10/20	74,760,750.00	1.69	589,062.50	74,807,576.89	78,887,775.00
FREDDIE MAC NOTES	DTD 02/14/2020 1.500% 02/12/2025	3137EAEPO	AA+	Aaa	02/13/20	02/14/20	49,961,500.00	1.52	289,583.33	49,968,292.88	52,336,800.00
FEDERAL HOME LOAN BANKS NOTES	DTD 02/17/2015 2.375% 03/14/2025	3130A4CH3	AA+	Aaa	12/05/19	12/06/19	26,658,094.40	1.74	182,405.28	26,491,500.63	28,002,911.36



## Managed Account Detail of Securities Held

For the Month Ending December 31, 2020

SAN BERNARDINO COUNTY - 76990800

Security Type / Description	Dated Date / Coupon / Maturity	CUSIP	S&P Rating	Moody's Rating	Trade Date	Settle Date	Original Cost	YTM at Cost	Accrued Interest	Amortized Cost	Market Value
<b>Federal Agency Bond / Note</b>											
FANNIE MAE NOTES	DTD 04/24/2020 0.625% 04/22/2025	3135G03U5	AA+	Aaa	04/22/20	04/24/20	49,897,000.00	0.67	59,895.83	49,911,230.26	50,538,350.00
FHLMC (CALLABLE) NOTES	DTD 05/06/2020 0.700% 05/06/2025	3134GVPR3	AA+	Aaa	04/27/20	05/06/20	25,000,000.00	0.70	26,736.11	25,000,000.00	25,139,050.00
FANNIE MAE NOTES	DTD 06/19/2020 0.500% 06/17/2025	3135G04Z3	AA+	Aaa	06/17/20	06/19/20	49,896,500.00	0.54	9,722.22	49,907,621.71	50,215,250.00
FREDDIE MAC NOTES	DTD 07/23/2020 0.375% 07/21/2025	3137EAEU9	AA+	Aaa	07/21/20	07/23/20	44,775,900.00	0.48	74,062.50	44,795,803.62	44,944,605.00
FANNIE MAE NOTES	DTD 08/27/2020 0.375% 08/25/2025	3135G05X7	AA+	Aaa	08/25/20	08/27/20	49,766,000.00	0.47	64,583.33	49,782,292.76	49,891,300.00
FREDDIE MAC (CALLABLE) NOTES	DTD 09/02/2020 0.550% 09/02/2025	3134GWA22	AA+	Aaa	09/02/20	09/03/20	19,900,000.00	0.55	36,179.31	19,900,000.00	19,925,870.00
FEDERAL HOME LOAN BANK NOTES	DTD 09/11/2020 0.375% 09/04/2025	3130AK5E2	AA+	Aaa	09/10/20	09/11/20	13,958,000.00	0.44	16,041.67	13,960,586.04	13,969,396.00
FREDDIE MAC NOTES	DTD 09/25/2020 0.375% 09/23/2025	3137EAEX3	AA+	Aaa	09/23/20	09/25/20	19,939,800.00	0.44	20,000.00	19,943,034.43	19,946,460.00
FANNIE MAE NOTES	DTD 11/12/2020 0.500% 11/07/2025	3135G06G3	AA+	Aaa	11/09/20	11/12/20	44,838,900.00	0.57	30,625.00	44,843,323.39	45,124,110.00
<b>Security Type Sub-Total</b>							<b>2,856,159,910.20</b>	<b>1.21</b>	<b>8,976,543.99</b>	<b>2,855,506,621.00</b>	<b>2,904,084,100.35</b>

<b>Corporate Note</b>											
EXXON MOBIL CORPORATE (CALLABLE) NOTES	DTD 03/03/2016 2.222% 03/01/2021	30231GAV4	AA	Aa1	11/26/18	11/28/18	4,887,350.00	3.26	37,033.33	4,991,163.83	4,999,970.00
EXXON MOBIL CORPORATE (CALLABLE) NOTES	DTD 03/03/2016 2.222% 03/01/2021	30231GAV4	AA	Aa1	03/09/20	03/11/20	9,255,153.60	2.05	68,437.60	9,241,318.28	9,239,944.56
JOHN DEERE CAPITAL CORP CORP NOTES	DTD 06/07/2019 2.300% 06/07/2021	24422EU9	A	A2	06/04/19	06/07/19	9,993,200.00	2.34	15,333.33	9,998,539.53	10,087,360.00



## Managed Account Detail of Securities Held

For the Month Ending December 31, 2020

SAN BERNARDINO COUNTY - 76990800

Security Type/Description	Dated Date/Coupon/Maturity	CUSIP	S&P Rating	Moody's Rating	Trade Date	Settle Date	Original Cost	YTM at Cost	Accrued Interest	Amortized Cost	Market Value	
<b>Corporate Note</b>												
WAL-MART STORES INC CORP NOTES DTD 06/27/2018 3.125% 06/23/2021		931142EJ8	AA	Aa2	06/20/18	06/27/18	6,999,650.00	3.13	4,861.11	6,999,944.55	7,093,121.00	
WAL-MART STORES INC CORP NOTES DTD 06/27/2018 3.125% 06/23/2021		931142EJ8	AA	Aa2	06/21/18	06/27/18	10,011,800.00	3.08	6,944.45	10,001,869.41	10,133,030.00	
MICROSOFT CORP (CALLABLE) NOTES DTD 08/08/2016 1.550% 08/08/2021		594918BP8	AAA	Aaa	05/14/19	05/16/19	9,607,724.00	2.46	60,338.06	9,748,333.20	9,871,442.00	
TOYOTA MOTOR CREDIT CORP CORP NOTES DTD 10/07/2019 1.800% 10/07/2021		89236TGJ8	A+	A1	10/02/19	10/07/19	14,998,200.00	1.81	63,000.00	14,999,313.00	15,162,555.00	
TOYOTA MOTOR CREDIT CORP CORP NOTES DTD 03/18/2019 2.850% 02/18/2022		89236TFU4	A+	A1	03/13/19	03/18/19	10,000,000.00	2.85	81,541.67	10,000,000.00	10,018,430.00	
3M COMPANY BONDS DTD 02/22/2019 2.750% 03/01/2022		88579YBF7	A+	A1	02/12/19	02/22/19	4,997,650.00	2.77	45,833.33	4,999,096.65	5,134,500.00	
JOHN DEERE CAPITAL CORP DTD 03/07/2019 2.950% 04/01/2022		24422EUT4	A	A2	03/04/19	03/07/19	4,997,600.00	2.97	36,875.00	4,999,025.87	5,168,460.00	
TOYOTA MOTOR CREDIT CORP DTD 04/12/2019 2.650% 04/12/2022		89236TFX8	A+	A1	04/09/19	04/12/19	9,993,700.00	2.67	58,152.78	9,997,321.35	10,296,550.00	
US BANK NA CINCINNATI FLOATING CORP NOT DTD 05/23/2019 0.653% 05/23/2022		90331HPD9	AA-	A1	05/13/20	05/15/20	9,933,800.00	2.46	7,070.16	9,954,521.14	10,039,980.00	
US BANK NA CINCINNATI FLOATING CORP NOT DTD 05/23/2019 0.653% 05/23/2022		90331HPD9	AA-	A1	05/14/20	05/18/20	9,932,700.00	2.47	7,070.16	9,953,576.73	10,039,980.00	
JOHN DEERE CAPITAL CORP NOTES DTD 09/12/2019 1.950% 06/13/2022		24422EVA4	A	A2	09/10/19	09/12/19	4,993,550.00	2.00	4,875.00	4,996,611.34	5,118,535.00	
JOHN DEERE CAPITAL CORP CORPORATE NOTES DTD 06/04/2020 0.550% 07/05/2022		24422EVG1	A	A2	06/01/20	06/04/20	4,998,950.00	0.56	15,812.50	4,999,241.13	5,025,070.00	



## Managed Account Detail of Securities Held

For the Month Ending December 31, 2020

SAN BERNARDINO COUNTY - 76990800

Security Type/Description	Dated Date/Coupon/Maturity	CUSIP	S&P Rating	Moody's Rating	Trade Date	Settle Date	Original Cost	YTM at Cost	Accrued Interest	Amortized Cost	Market Value
<b>Corporate Note</b>											
CHEVRON USA INC CORPORATE NOTES DTD 08/12/2020 0.333% 08/12/2022	166756AF3	14,500,000.00	AA	Aa2	08/10/20	08/12/20	14,500,000.00	0.33	18,643.38	14,500,000.00	14,518,081.50
EXXON MOBIL CORPORATION DTD 08/16/2019 1.902% 08/16/2022	30231GBB7	3,000,000.00	AA	Aa1	08/13/19	08/16/19	3,000,000.00	1.90	21,397.50	3,000,000.00	3,082,233.00
US BANK NA CINCINNATI DTD 12/09/2019 1.950% 01/09/2023	90331HPF4	12,000,000.00	AA-	A1	12/05/19	12/09/19	11,989,920.00	1.98	111,800.00	11,993,399.25	12,383,064.00
BANK OF NY MELLON CORP NOTES DTD 01/28/2020 1.850% 01/27/2023	0640GRAM9	5,000,000.00	A	A1	04/23/20	04/27/20	5,072,350.00	1.31	39,569.44	5,054,424.48	5,146,800.00
JOHN DEERE CAPITAL CORP CORPORATE NOTES DTD 06/04/2020 0.700% 07/05/2023	24422EVH9	3,000,000.00	A	A2	06/01/20	06/04/20	2,997,540.00	0.73	12,075.00	2,998,000.98	3,030,048.00
CHEVRON USA INC CORPORATE NOTES DTD 08/12/2020 0.426% 08/11/2023	166756AJ5	10,000,000.00	AA	Aa2	08/10/20	08/12/20	10,000,000.00	0.43	16,448.33	10,000,000.00	10,025,460.00
JOHN DEERE CAPITAL CORP CORPORATE NOTES DTD 10/09/2020 0.400% 10/10/2023	24422EVJ5	3,000,000.00	A	A2	10/06/20	10/09/20	2,996,520.00	0.44	2,733.33	2,996,786.72	3,011,604.00
<b>Security Type Sub-Total</b>		<b>176,540,000.00</b>					<b>176,157,357.60</b>	<b>2.03</b>	<b>735,845.46</b>	<b>176,422,487.44</b>	<b>178,626,218.06</b>
<b>Commercial Paper</b>											
CREDIT AGRICOLE CIB NY COMM PAPER DTD 07/22/2020 0.000% 01/04/2021	22533TN44	75,000,000.00	A-1	P-1	07/21/20	07/22/20	74,923,916.67	0.22	0.00	74,998,625.00	74,999,175.00
CREDIT AGRICOLE CIB NY COMM PAPER DTD 07/22/2020 0.000% 01/04/2021	22533TN44	125,000,000.00	A-1	P-1	12/30/20	12/30/20	124,998,611.11	0.08	0.00	124,999,166.67	124,998,625.00
GTA FUNDING LLC COMM PAPER DTD 12/15/2020 0.000% 01/05/2021	40060WN57	25,000,000.00	A-1+	P-1	12/15/20	12/15/20	24,997,520.83	0.17	0.00	24,999,527.78	24,999,175.00
CREDIT AGRICOLE CIB NY COMM PAPER -- 0.000% 01/05/2021	22533TN51	83,000,000.00	A-1	P-1	12/23/20	12/23/20	82,997,302.50	0.09	0.00	82,999,170.00	82,998,838.00
GTA FUNDING LLC COMM PAPER -- 0.000% 01/07/2021	40060WN73	25,000,000.00	A-1+	P-1	12/23/20	12/23/20	24,997,916.67	0.20	0.00	24,999,166.67	24,998,850.00



## Managed Account Detail of Securities Held

For the Month Ending December 31, 2020

SAN BERNARDINO COUNTY - 76990800

Security Type/Description	Dated Date/Coupon/Maturity	CUSIP	S&P Rating	Moody's Rating	Trade Date	Settle Date	Original Cost	YTM at Cost	Accrued Interest	Amortized Cost	Market Value	
<b>Commercial Paper</b>												
CHEVRON CORP COMM PAPER	DTD 12/09/2020 0.000% 01/12/2021	16677JNC6	A-1+	P-1	12/09/20	12/10/20	199,985,333.33	0.08	0.00	199,995,111.11	199,994,200.00	
CREDIT AGRICOLE CIB NY COMM PAPER	DTD 07/22/2020 0.000% 01/13/2021	22533TND4	A-1	P-1	07/21/20	07/22/20	24,972,048.61	0.23	0.00	24,998,083.33	24,999,050.00	
CREDIT AGRICOLE CIB NY COMM PAPER	-- 0.000% 01/14/2021	22533TNE2	A-1	P-1	08/03/20	08/03/20	24,979,500.00	0.18	0.00	24,998,375.00	24,998,975.00	
EXXON MOBIL CORP COMM PAPER	-- 0.000% 01/27/2021	30229ANT2	A-1+	P-1	08/03/20	08/03/20	49,950,833.33	0.20	0.00	49,992,777.78	49,996,150.00	
COOPERATIVE RABOBANK U.A. COMM PAPER	DTD 05/14/2020 0.000% 02/01/2021	21687AP15	A-1	P-1	05/13/20	05/14/20	49,879,458.33	0.33	0.00	49,985,791.67	49,995,100.00	
COOPERATIVE RABOBANK U.A. COMM PAPER	DTD 05/14/2020 0.000% 02/01/2021	21687AP15	A-1	P-1	07/21/20	07/22/20	49,938,027.78	0.23	0.00	49,990,097.22	49,995,100.00	
JP MORGAN SECURITIES LLC COMM PAPER	DTD 07/29/2020 0.000% 02/01/2021	46640PP15	A-1	P-1	07/29/20	07/29/20	49,937,666.67	0.24	0.00	49,989,666.67	49,988,650.00	
BNP PARIBAS NY BRANCH COMM PAPER	DTD 09/10/2020 0.000% 02/05/2021	09659BP53	A-1	P-1	09/10/20	09/10/20	49,960,944.44	0.19	0.00	49,990,763.89	49,993,500.00	
EXXON MOBIL CORP COMM PAPER	-- 0.000% 02/10/2021	30229APA1	A-1+	P-1	08/03/20	08/03/20	49,941,638.89	0.22	0.00	49,987,777.78	49,993,750.00	
BNP PARIBAS NY BRANCH COMM PAPER	DTD 10/20/2020 0.000% 03/01/2021	09659BO11	A-1	P-1	10/27/20	10/27/20	29,979,166.80	0.20	0.00	29,990,166.73	29,992,920.00	
BNP PARIBAS NY BRANCH COMM PAPER	DTD 10/27/2020 0.000% 03/02/2021	09659BO29	A-1	P-1	10/27/20	10/27/20	24,982,500.00	0.20	0.00	24,991,666.67	24,993,975.00	
COOPERATIVE RABOBANK U.A. COMM PAPER	DTD 07/06/2020 0.000% 03/05/2021	21687AO55	A-1	P-1	10/21/20	10/21/20	49,964,375.00	0.19	0.00	49,983,375.00	49,988,500.00	
BNP PARIBAS NY BRANCH COMM PAPER	DTD 09/10/2020 0.000% 03/10/2021	09659BOA1	A-1	P-1	09/09/20	09/10/20	49,947,208.33	0.21	0.00	49,980,166.67	49,986,050.00	



### Managed Account Detail of Securities Held

For the Month Ending December 31, 2020

SAN BERNARDINO COUNTY - 76990800

Security Type/Description	Dated Date/Coupon/Maturity	CUSIP	S&P Rating	Moody's Rating	Trade Date	Settle Date	Original Cost	YTM at Cost	Accrued Interest	Amortized Cost	Market Value	
<b>Commercial Paper</b>												
BNP PARIBAS NY BRANCH COMM PAPER	DTD 10/27/2020 0.000% 03/11/2021	09659BQB9	A-1	P-1	10/27/20	10/27/20	24,981,250.00	0.20	0.00	24,990,416.67	24,992,900.00	
NATIXIS NY BRANCH COMM PAPER	DTD 12/08/2020 0.000% 03/31/2021	63873IQX1	A-1	P-1	12/08/20	12/09/20	49,967,333.33	0.21	0.00	49,974,041.66	49,973,100.00	
STARBOARD FUNDING CORP COMM PAPER	DTD 12/15/2020 0.000% 04/19/2021	85520LRK3	A-1	P-1	12/15/20	12/15/20	49,956,597.22	0.25	0.00	49,962,500.00	49,954,150.00	
STARBOARD FUNDING CORP COMM PAPER	DTD 12/09/2020 0.000% 04/21/2021	85520LRM9	A-1	P-1	12/09/20	12/10/20	49,961,500.00	0.21	0.00	49,967,916.67	49,953,150.00	
NATIXIS NY BRANCH COMM PAPER	DTD 08/20/2020 0.000% 04/30/2021	63873JRW2	A-1	P-1	12/02/20	12/03/20	49,952,722.22	0.23	0.00	49,961,986.11	49,963,300.00	
COOPERATIVE RABOBANK U.A. COMM PAPER	DTD 11/02/2020 0.000% 05/05/2021	21687AS38	A-1	P-1	11/02/20	11/02/20	49,949,444.44	0.20	0.00	49,966,111.11	49,971,700.00	
JP MORGAN SECURITIES LLC COMM PAPER	DTD 11/06/2020 0.000% 05/05/2021	46640PSS3	A-1	P-1	11/03/20	11/06/20	49,945,000.00	0.22	0.00	49,962,111.11	49,951,700.00	
FAIRWAY FINANCE CORP COMM PAPER	DTD 12/15/2020 0.000% 05/20/2021	30601VSL6	A-1	P-1	12/15/20	12/18/20	49,949,000.00	0.24	0.00	49,953,666.67	49,942,850.00	
NATIXIS NY BRANCH COMM PAPER	DTD 12/21/2020 0.000% 05/20/2021	63873JSL5	A-1	P-1	12/21/20	12/22/20	49,958,611.11	0.20	0.00	49,961,388.89	49,956,550.00	
NATIXIS NY BRANCH COMM PAPER	DTD 12/16/2020 0.000% 05/28/2021	63873JSU5	A-1	P-1	12/16/20	12/16/20	49,952,458.33	0.21	0.00	49,957,125.00	49,953,800.00	
TOYOTA MOTOR CREDIT CORP COMM PAPER	DTD 09/01/2020 0.000% 05/28/2021	89233GSU1	A-1+	P-1	12/16/20	12/16/20	49,952,458.33	0.21	0.00	49,957,125.00	49,959,150.00	
FAIRWAY FINANCE CORP COMM PAPER	DTD 11/30/2020 0.000% 05/28/2021	30601VSU6	A-1	P-1	12/17/20	12/18/20	49,946,333.33	0.24	0.00	49,951,000.00	49,939,400.00	
COOPERATIVE RABOBANK U.A. COMM PAPER	DTD 11/03/2020 0.000% 06/01/2021	21687AT11	A-1	P-1	11/03/20	11/03/20	24,969,375.00	0.21	0.00	24,977,979.17	24,980,625.00	



### Managed Account Detail of Securities Held

For the Month Ending December 31, 2020

SAN BERNARDINO COUNTY - 76990800

Security Type/Description	Dated Date/Coupon/Maturity	CUSIP	S&P Rating	Moody's Rating	Trade Date	Settle Date	Original Cost	YTM at Cost	Accrued Interest	Amortized Cost	Market Value
<b>Commercial Paper</b>											
COOPERATIVE RABOBANK U.A. COMM PAPER	21687AT29	25,000,000.00	A-1	P-1	11/03/20	11/03/20	24,969,229.17	0.21	0.00	24,977,833.34	24,980,425.00
DTD 11/03/2020 0.000% 06/02/2021											
JP MORGAN SECURITIES LLC COMM PAPER	46640PT78	50,000,000.00	A-1	P-1	10/27/20	10/28/20	49,935,250.00	0.21	0.00	49,954,208.33	49,937,200.00
DTD 10/28/2020 0.000% 06/07/2021											
BNP PARIBAS NY BRANCH COMM PAPER	09659BTE0	25,000,000.00	A-1	P-1	12/07/20	12/08/20	24,971,277.78	0.22	0.00	24,974,944.45	24,978,050.00
DTD 09/17/2020 0.000% 06/14/2021											
JP MORGAN SECURITIES LLC COMM PAPER	46640PTW3	50,000,000.00	A-1	P-1	10/27/20	10/28/20	49,925,138.89	0.22	0.00	49,945,000.00	49,926,650.00
DTD 10/28/2020 0.000% 06/30/2021											
TOYOTA MOTOR CREDIT CORP COMM PAPER	89233GTW6	50,000,000.00	A-1+	P-1	12/10/20	12/10/20	49,941,083.33	0.21	0.00	49,947,500.00	49,947,250.00
DTD 10/28/2020 0.000% 06/30/2021											
TOYOTA MOTOR CREDIT CORP COMM PAPER	89233GV29	50,000,000.00	A-1+	P-1	12/10/20	12/10/20	49,928,194.44	0.22	0.00	49,934,916.66	49,934,350.00
DTD 12/10/2020 0.000% 08/02/2021											
EXXON MOBIL CORP COMM PAPER	30229AW13	50,000,000.00	A-1+	P-1	12/18/20	12/22/20	49,919,180.56	0.23	0.00	49,922,375.00	49,924,350.00
DTD 12/18/2020 0.000% 09/01/2021											
<b>Security Type Sub-Total</b>		<b>1,938,000,000.00</b>					<b>1,936,365,406.77</b>	<b>0.19</b>	<b>0.00</b>	<b>1,937,069,621.48</b>	<b>1,937,031,233.00</b>
<b>Certificate of Deposit</b>											
US BANK NATL ASSOC CERT DEPOS	90333V3M0	25,000,000.00	A-1+	P-1	05/05/20	05/06/20	25,000,000.00	0.28	46,666.67	25,000,000.00	25,000,193.35
DTD 05/06/2020 0.280% 01/04/2021											
TORONTO DOMINION BANK NY CERT DEPOS	89114NKZ7	50,000,000.00	A-1+	P-1	05/19/20	05/20/20	50,000,000.00	0.26	81,611.11	50,000,000.00	50,000,275.85
DTD 05/20/2020 0.260% 01/04/2021											
SVENSKA HANDELSBANKEN NY CERT DEPOS	86959RJG6	25,000,000.00	A-1+	P-1	08/04/20	08/05/20	25,000,000.00	1.92	198,666.67	25,000,000.00	25,009,490.35
DTD 08/05/2020 1.920% 01/08/2021											
TORONTO DOMINION BANK NY CERT DEPOS	89114NVO5	50,000,000.00	A-1+	P-1	11/24/20	11/24/20	50,000,000.00	0.17	8,972.22	50,000,000.00	49,999,388.35
DTD 11/24/2020 0.170% 01/11/2021											





## Managed Account Detail of Securities Held

For the Month Ending December 31, 2020

SAN BERNARDINO COUNTY - 76990800

Security Type/Description	Dated Date/Coupon/Maturity	CUSIP	S&P Rating	Moody's Rating	Trade Date	Settle Date	Original Cost	YTM at Cost	Accrued Interest	Amortized Cost	Market Value	
<b>Certificate of Deposit</b>												
TORONTO DOMINION BANK NY CERT DEPOS	89114NV85	89114NV85	A-1+	P-1	11/17/20	11/17/20	50,000,000.00	0.17	10,625.00	50,000,000.00	49,998,887.75	
DTD 11/17/2020 0.170% 01/20/2021												
BANK OF MONTREAL CHICAGO CERT DEPOS	06367C3V7	06367C3V7	A-1	P-1	11/20/20	11/20/20	50,000,000.00	0.17	9,916.67	50,000,000.00	49,998,887.85	
DTD 11/20/2020 0.170% 01/20/2021												
WELLS FARGO BANK NA CERT DEPOS	95001KFR0	95001KFR0	A-1	P-1	01/09/20	01/09/20	25,000,000.00	1.80	447,500.00	25,000,000.00	25,034,790.53	
DTD 01/09/2020 1.800% 02/01/2021												
SVENSKA HANDELSBANKEN NY CERT DEPOS	86959RFR6	86959RFR6	A-1+	P-1	03/03/20	03/03/20	50,000,000.00	1.15	485,555.56	50,000,000.00	50,040,781.55	
DTD 03/03/2020 1.150% 02/01/2021												
US BANK NATL ASSOC CERT DEPOS	90333V3L2	90333V3L2	A-1+	P-1	05/05/20	05/06/20	50,000,000.00	0.32	106,666.67	50,000,000.00	50,003,977.45	
DTD 05/06/2020 0.320% 02/01/2021												
BANK OF MONTREAL CHICAGO CERT DEPOS	06367BYX1	06367BYX1	A-1	P-1	10/28/20	10/28/20	25,000,000.00	0.20	9,027.78	25,000,000.00	24,999,310.75	
DTD 10/28/2020 0.200% 02/02/2021												
BANK OF MONTREAL CHICAGO CERT DEPOS	06367BY9	06367BY9	A-1	P-1	10/28/20	10/28/20	25,000,000.00	0.20	9,027.78	25,000,000.00	24,999,122.83	
DTD 10/28/2020 0.200% 02/11/2021												
SWEDBANK NY CERT DEPOS	87019VL54	87019VL54	A-1	P-1	09/29/20	09/29/20	50,000,000.00	0.20	26,111.11	50,000,000.00	49,997,700.00	
DTD 09/29/2020 0.200% 02/24/2021												
SWEDBANK NY CERT DEPOS	87019VL62	87019VL62	A-1	P-1	09/29/20	09/29/20	50,000,000.00	0.20	26,111.11	50,000,000.00	49,997,616.40	
DTD 09/29/2020 0.200% 02/26/2021												
ROYAL BANK OF CANADA NY CERT DEPOS	78012UTC9	78012UTC9	A-1+	P-1	03/02/20	03/02/20	50,000,000.00	0.98	415,138.89	50,000,000.00	50,062,317.45	
DTD 03/02/2020 0.980% 03/01/2021												
TORONTO DOMINION BANK NY CERT DEPOS	89114NH81	89114NH81	A-1+	P-1	03/02/20	03/02/20	50,000,000.00	1.00	423,611.11	50,000,000.00	50,063,980.30	
DTD 03/02/2020 1.000% 03/01/2021												
NORDEA BANK ABP NEW YORK CERT DEPOS	65558TS55	65558TS55	A-1+	P-1	11/02/20	11/03/20	50,000,000.00	0.17	13,930.56	50,000,000.00	49,991,950.00	
DTD 11/03/2020 0.170% 03/24/2021												
ROYAL BANK OF CANADA NY CERT DEPOS	78012UWD3	78012UWD3	A-1+	P-1	05/19/20	05/20/20	50,000,000.00	0.31	97,305.56	50,000,000.00	49,998,187.70	
DTD 05/20/2020 0.310% 05/03/2021												



## Managed Account Detail of Securities Held

For the Month Ending December 31, 2020

SAN BERNARDINO COUNTY - 76990800

Security Type/Description	Dated Date/Coupon/Maturity	CUSIP	S&P Rating	Moody's Rating	Trade Date	Settle Date	Original Cost	YTM at Cost	Accrued Interest	Amortized Cost	Market Value	
<b>Certificate of Deposit</b>												
NORDEA BANK ABP NEW YORK CERT DEPOS	DTD 11/03/2020 0.200% 05/03/2021	65558TS48	A-1+	P-1	11/02/20	11/03/20	50,000,000.00	0.20	16,388.89	50,000,000.00	49,988,050.00	
SWEDBANK NY CERT DEPOS	DTD 11/24/2020 0.210% 05/07/2021	87019VN78	A-1	P-1	11/24/20	11/24/20	50,000,000.00	0.21	11,083.33	50,000,000.00	49,980,606.90	
SWEDBANK NY CERT DEPOS	DTD 11/30/2020 0.200% 05/10/2021	87019VN86	A-1	P-1	11/30/20	11/30/20	25,000,000.00	0.20	4,444.44	25,000,000.00	24,989,174.20	
NORDEA BANK ABP NEW YORK CERT DEPOS	DTD 05/20/2020 0.380% 05/19/2021	65558TYQ2	A-1+	P-1	05/19/20	05/20/20	50,000,000.00	0.38	119,277.78	50,000,000.00	50,011,422.45	
BANK OF NOVA SCOTIA HOUS CERT DEPOS	DTD 12/07/2020 0.220% 05/28/2021	06417MMG7	A-1	P-1	12/02/20	12/07/20	50,000,000.00	0.22	7,638.89	50,000,000.00	49,979,461.75	
BANK OF MONTREAL CHICAGO FLOATING CD		06367BMM6	A-1	P-1	06/04/20	06/05/20	50,000,000.00	0.42	13,578.93	50,000,000.00	50,013,700.00	
BANK OF MONTREAL CHICAGO CERT DEPOS	DTD 08/25/2020 0.220% 06/02/2021	06367BRX9	A-1	P-1	08/24/20	08/25/20	50,000,000.00	0.22	39,416.67	50,000,000.00	49,978,725.75	
ROYAL BANK OF CANADA NY CERT DEPOS	DTD 11/24/2020 0.230% 06/16/2021	78012UZO1	A-1+	P-1	11/23/20	11/24/20	50,000,000.00	0.23	12,138.89	50,000,000.00	49,979,138.40	
SVENSKA HANDELSBANKEN NY CERT DEPOS	DTD 07/15/2020 0.330% 07/01/2021	86959RHV5	A-1+	P-1	07/14/20	07/15/20	50,000,000.00	0.33	77,916.67	50,000,000.00	49,999,870.95	
NORDEA BANK AB NEW YORK CERT DEPOS	DTD 07/17/2020 0.290% 07/01/2021	65558TC94	A-1+	P-1	07/16/20	07/17/20	50,000,000.00	0.29	67,666.67	50,000,000.00	49,989,793.65	
ROYAL BANK OF CANADA NY CERT DEPOS	DTD 09/29/2020 0.200% 07/01/2021	78012UXY6	A-1+	P-1	09/29/20	09/29/20	50,000,000.00	0.20	26,111.11	50,000,000.00	49,967,150.55	
SVENSKA HANDELSBANKEN NY CERT DEPOS	DTD 10/01/2020 0.225% 07/01/2021	86959RKN9	A-1+	P-1	10/01/20	10/01/20	50,001,892.68	0.22	28,750.00	50,001,254.85	49,973,455.15	
BANK OF AMERICA NA CERT DEPOS	DTD 10/09/2020 0.200% 07/01/2021	06052TM23	A-1	P-1	10/08/20	10/09/20	50,000,000.00	0.20	23,333.33	50,000,000.00	49,967,155.20	
BANK OF NOVA SCOTIA HOUS CERT DEPOS	DTD 11/24/2020 0.230% 07/01/2021	06417MLZ6	A-1	P-1	11/23/20	11/24/20	50,000,000.00	0.23	12,138.89	50,000,000.00	49,974,744.60	



## Managed Account Detail of Securities Held

For the Month Ending December 31, 2020

SAN BERNARDINO COUNTY - 76990800

Security Type/Description	Dated Date/Coupon/Maturity	CUSIP	S&P Rating	Moody's Rating	Trade Date	Settle Date	Original Cost	YTM at Cost	Accrued Interest	Amortized Cost	Market Value
<b>Certificate of Deposit</b>											
BANK OF NOVA SCOTIA HOUSTON CERT DEPOS	07/15/2020 0.350%	06417MKL8	A-1	P-1	07/14/20	07/15/20	100,000,000.00	0.35	165,277.78	100,000,000.00	100,009,820.50
DTD 07/15/2020 0.350% 07/01/2021											
TORONTO DOMINION BANK NY CERT DEPOS	10/06/2020 0.430%	89114NN27	A-1+	P-1	10/06/20	10/07/20	35,052,132.50	0.25	35,952.78	35,037,137.87	35,020,695.22
DTD 10/07/2020 0.430% 08/02/2021											
BANK OF MONTREAL CHI FLOATING CERT DEPOS	08/28/2020 0.234%	06367BSQ3	A-1	P-1	08/26/20	08/28/20	50,000,000.00	0.25	10,140.90	50,000,000.00	50,003,650.00
DTD 08/28/2020 0.234% 08/02/2021											
ROYAL BANK OF CANADA NY CERT DEPOS	11/02/2020 0.230%	78012UYE9	A-1+	P-1	10/01/20	10/01/20	50,000,000.00	0.21	26,833.33	50,000,000.00	49,964,351.20
DTD 10/01/2020 0.210% 08/02/2021											
SVENSKA HANDELSBANKEN NY CERT DEPOS	11/24/2020 0.260%	86959RLB4	A-1+	P-1	11/02/20	11/02/20	50,000,000.00	0.23	19,166.67	50,000,000.00	49,970,299.05
DTD 11/02/2020 0.230% 08/02/2021											
SVENSKA HANDELSBANKEN NY CERT DEPOS	11/24/2020 0.260%	86959RLO1	A-1+	P-1	11/23/20	11/24/20	50,000,000.00	0.26	13,722.22	50,000,000.00	49,976,979.30
DTD 11/24/2020 0.260% 08/25/2021											
BANK OF NOVA SCOTIA HOUS CERT DEPOS	12/08/2020 0.250%	06417MMK8	A-1	P-1	12/07/20	12/08/20	50,000,000.00	0.25	8,333.33	50,000,000.00	49,972,931.55
DTD 12/08/2020 0.250% 09/01/2021											
<b>Security Type Sub-Total 1,785,000,000.00 1,785,054,025.18 0.36 3,155,755.97 1,785,038,392.72 1,784,908,034.83</b>											
<b>Bank Note</b>											
WELLS FARGO BANK NA BANK NOTE	01/23/2018 2.600%	94988J5N3	A+	Aa2	08/12/19	08/13/19	10,073,800.00	2.07	119,888.89	10,001,983.11	10,000,110.00
DTD 01/23/2018 2.600% 01/15/2021											
US BANK NA CINCINNATI CALLABLE BANK NOTE	04/26/2018 3.150%	90331HNP4	AA-	A1	04/24/18	04/26/18	14,999,100.00	3.15	85,312.50	14,999,905.57	15,100,110.00
DTD 04/26/2018 3.150% 04/26/2021											
US BANK BANK NOTE (CALLABLE)	11/16/2018 3.450%	90331HNP7	AA-	A1	11/13/18	11/16/18	9,986,200.00	3.50	43,125.00	9,995,983.39	10,248,870.00
DTD 11/16/2018 3.450% 11/16/2021											
US BANK NA CINCINNATI BKNT (CALLABLE)	01/21/2020 1.800%	90331HPJ6	AA-	A1	01/17/20	01/21/20	7,997,200.00	1.82	64,000.00	7,998,525.31	8,121,720.00
DTD 01/21/2020 1.800% 01/21/2022											



## Managed Account Detail of Securities Held

For the Month Ending December 31, 2020

SAN BERNARDINO COUNTY - 76990800

Security Type/Description	Dated Date/Coupon/Maturity	CUSIP	S&P Rating	Moody's Rating	Trade Date	Settle Date	Original Cost	YTM at Cost	Accrued Interest	Amortized Cost	Market Value
<b>Bank Note</b>											
US BANK NA CORP NOTE (CALLABLE)	90331HPC1	7,000,000.00	AA-	A1	05/21/19	05/23/19	6,992,580.00	2.69	19,580.56	6,996,567.57	7,212,422.00
DTD 05/23/2019 2.650% 05/23/2022											
WELLS FARGO BANK NA CALLABLE BANK NOTE	9498816A0	20,000,000.00	A+	Aa2	09/04/19	09/11/19	20,000,000.00	2.08	129,546.67	20,000,000.00	20,196,940.00
DTD 09/11/2019 2.082% 09/09/2022											
<b>Security Type Sub-Total</b>		<b>70,000,000.00</b>					<b>70,048,880.00</b>	<b>2.54</b>	<b>461,453.62</b>	<b>69,992,964.95</b>	<b>70,880,172.00</b>
<b>Asset-Backed Security</b>											
MBALT 2019-B A2	587690AB7	978,189.24	AAA	NR	11/13/19	11/20/19	978,137.79	2.01	873.85	978,165.56	979,875.64
DTD 11/20/2019 2.010% 12/15/2021											
HAROT 2019-2 A2	43815MAB2	1,348,974.80	NR	Aaa	05/21/19	05/29/19	1,348,972.64	2.57	962.98	1,348,923.98	1,350,815.59
DTD 05/29/2019 2.570% 12/21/2021											
TAOT 2019-B A2A	89239JAB0	1,695,626.79	AAA	Aaa	04/30/19	05/08/19	1,695,608.48	2.59	1,951.85	1,695,619.39	1,698,874.59
DTD 05/08/2019 2.590% 02/15/2022											
MBALT 2020-A A2	58770FAB8	1,669,094.43	AAA	Aaa	01/21/20	01/29/20	1,669,025.83	1.82	11,475.95	1,669,055.71	1,674,118.07
DTD 01/29/2020 1.820% 03/15/2022											
TAOT 2019-C A2A	89238JAB6	1,241,547.90	AAA	Aaa	08/06/19	08/14/19	1,241,490.17	2.00	1,103.60	1,241,520.13	1,244,315.81
DTD 08/14/2019 2.000% 04/15/2022											
HAROT 2019-3 A2	43815NAB0	1,717,582.89	AAA	Aaa	08/21/19	08/27/19	1,717,462.67	1.90	1,450.40	1,717,524.28	1,723,003.24
DTD 08/27/2019 1.900% 04/15/2022											
JOHN DEERE OWNER TRUST	477870AB5	1,154,504.25	NR	Aaa	07/16/19	07/24/19	1,154,499.86	2.28	1,096.78	1,154,502.11	1,156,668.02
DTD 07/24/2019 2.280% 05/16/2022											
MBART 2019-1 A2A	58769TAB1	2,263,075.26	AAA	Aaa	09/18/19	09/25/19	2,262,858.91	2.04	2,051.85	2,262,959.90	2,271,108.50
DTD 09/25/2019 2.040% 06/15/2022											
HAROT 2019-4 A2	43813VAB4	4,707,231.76	AAA	NR	11/19/19	11/26/19	4,706,940.85	1.86	3,161.69	4,707,065.66	4,731,882.59
DTD 11/26/2019 1.860% 06/20/2022											
HART 2019-B A2	44891JAB4	1,016,757.45	AAA	NR	10/29/19	11/06/19	1,016,694.51	1.93	872.15	1,016,721.56	1,020,223.58
DTD 11/06/2019 1.930% 07/15/2022											



## Managed Account Detail of Securities Held

For the Month Ending December 31, 2020

SAN BERNARDINO COUNTY - 76990800

Security Type/Description	Dated Date/Coupon/Maturity	CUSIP	S&P Rating	Moody's Rating	Trade Date	Settle Date	Original Cost	YTM at Cost	Accrued Interest	Amortized Cost	Market Value
<b>Asset-Backed Security</b>											
TAOT 2019-D A2	11/13/2019 1.920% 07/15/2022	89233MAB9	AAA	Aaa	11/06/19	11/13/19	3,604,929.57	1.92	3,076.43	3,605,042.97	3,621,141.42
MBALT 2019-B A3	11/20/2019 2.000% 10/17/2022	58769OAC5	AAA	NR	11/13/19	11/20/19	2,499,602.50	2.01	2,222.22	2,499,755.21	2,531,554.75
HAROT 2020-1 A2	02/26/2020 1.630% 10/21/2022	43813RAB3	NR	Aaa	02/19/20	02/26/20	6,591,609.62	1.63	2,984.84	6,591,823.48	6,629,466.43
TAOT 2020-A A2	02/12/2020 1.670% 11/15/2022	89232HAB1	AAA	Aaa	02/04/20	02/12/20	8,814,121.75	1.67	6,542.12	8,814,156.63	8,861,591.66
MBALT 2020-A A3	01/29/2020 1.840% 12/15/2022	58770FAC6	AAA	Aaa	01/21/20	01/29/20	4,999,341.00	1.84	4,088.89	4,999,552.93	5,068,128.00
JOHN DEERE OWNER TRUST OTHER ABS	03/11/2020 1.010% 01/15/2023	47789KAB9	NR	Aaa	03/04/20	03/11/20	3,691,817.65	1.01	7,872.33	3,691,891.94	3,704,005.57
HAROT 2019-1 A3	02/27/2019 2.830% 03/20/2023	43814WAC9	AAA	NR	02/19/19	02/27/19	3,776,741.26	2.83	3,859.72	3,776,787.29	3,840,770.07
HAROT 2019-2 A3	05/29/2019 2.520% 06/21/2023	43815MAC0	NR	Aaa	05/21/19	05/29/19	8,499,682.95	2.52	5,950.00	8,499,807.51	8,656,967.80
JDOT 2019-A A3	03/13/2019 2.910% 07/15/2023	47789JAD8	NR	Aaa	03/05/19	03/13/19	3,985,818.35	2.91	5,155.63	3,986,022.35	4,057,636.87
TAOT 2019-A A3	02/13/2019 2.910% 07/15/2023	89239AAD5	AAA	Aaa	02/05/19	02/13/19	7,372,245.49	2.91	9,536.51	7,372,818.53	7,503,116.37
HAROT 2019-3 A3	08/27/2019 1.780% 08/15/2023	43815NAC8	AAA	Aaa	08/21/19	08/27/19	4,749,960.58	1.78	3,757.78	4,749,973.99	4,826,874.00
TAOT 2019-B A3	05/08/2019 2.570% 08/15/2023	89239JAD6	AAA	Aaa	04/30/19	05/08/19	4,999,202.50	2.57	5,711.11	4,999,511.28	5,094,251.50
TAOT 2019-C A3	08/14/2019 1.910% 09/15/2023	89238UAD2	AAA	Aaa	08/06/19	08/14/19	4,999,959.00	1.91	4,244.44	4,999,972.90	5,078,547.50
BAACT 2018-A2 A2	05/17/2018 3.000% 09/15/2023	05522RCZ9	AAA	Aaa	09/30/19	10/02/19	10,170,312.50	2.55	13,333.33	10,116,411.66	10,078,115.00



## Managed Account Detail of Securities Held

For the Month Ending December 31, 2020

SAN BERNARDINO COUNTY - 76990800

Security Type/Description	Dated Date/Coupon/Maturity	CUSIP	S&P Rating	Moody's Rating	Trade Date	Settle Date	Original Cost	YTM at Cost	Accrued Interest	Amortized Cost	Market Value
<b>Asset-Backed Security</b>											
JDOT 2019-B A3	07/24/2019 2.210%	477870AC3	NR	Aaa	07/16/19	07/24/19	2,499,469.25	2.22	2,455.56	2,499,643.52	2,548,652.25
DTA 2019-B A3	07/24/2019 2.210%	477870AC3	NR	Aaa	07/16/19	07/24/19	2,499,469.25	2.22	2,455.56	2,499,643.52	2,548,652.25
TAOT 2019-D A3	11/13/2019 1.920%	89233MAD5	AAA	Aaa	11/06/19	11/13/19	4,499,675.10	1.92	3,840.00	4,499,763.52	4,590,438.30
DTD 11/13/2019 1.920%	01/16/2024	89233MAD5	AAA	Aaa	11/06/19	11/13/19	4,499,675.10	1.92	3,840.00	4,499,763.52	4,590,438.30
HAROT 2019-4 A3	11/26/2019 1.830%	43813VAC2	AAA	NR	11/19/19	11/26/19	8,998,396.20	1.83	5,947.50	8,998,822.04	9,176,312.70
DTD 11/26/2019 1.830%	01/18/2024	43813VAC2	AAA	NR	11/19/19	11/26/19	8,998,396.20	1.83	5,947.50	8,998,822.04	9,176,312.70
HART 2019-B A3	11/06/2019 1.940%	44891JAC2	AAA	NR	10/29/19	11/06/19	3,749,827.13	1.94	3,233.33	3,749,873.83	3,818,806.88
DTD 11/06/2019 1.940%	02/15/2024	44891JAC2	AAA	NR	10/29/19	11/06/19	3,749,827.13	1.94	3,233.33	3,749,873.83	3,818,806.88
MBART 2019-1 A3	09/25/2019 1.930%	58769TAD7	AAA	Aaa	09/18/19	09/25/19	6,999,036.10	1.93	6,004.44	6,999,309.98	7,138,918.50
DTD 09/25/2019 1.930%	03/15/2024	58769TAD7	AAA	Aaa	09/18/19	09/25/19	6,999,036.10	1.93	6,004.44	6,999,309.98	7,138,918.50
HAROT 2020-1 A3	02/26/2020 1.610%	43813RAC1	NR	Aaa	02/19/20	02/26/20	9,998,040.00	1.61	4,472.22	9,998,440.53	10,208,247.00
DTD 02/26/2020 1.610%	04/22/2024	43813RAC1	NR	Aaa	02/19/20	02/26/20	9,998,040.00	1.61	4,472.22	9,998,440.53	10,208,247.00
TAOT 2020-A A3	02/12/2020 1.660%	89232HAC9	AAA	Aaa	02/04/20	02/12/20	14,998,917.00	1.66	11,066.67	14,999,142.80	15,294,996.00
DTD 02/12/2020 1.660%	05/15/2024	89232HAC9	AAA	Aaa	02/04/20	02/12/20	14,998,917.00	1.66	11,066.67	14,999,142.80	15,294,996.00
JOHN DEERE OWNER TRUST	03/11/2020 1.100%	47789KAC7	NR	Aaa	03/04/20	03/11/20	4,999,694.50	1.10	2,444.44	4,999,750.39	5,060,380.50
DTD 03/11/2020 1.100%	08/15/2024	47789KAC7	NR	Aaa	03/04/20	03/11/20	4,999,694.50	1.10	2,444.44	4,999,750.39	5,060,380.50
CHAIT 2012-A7 A7	10/09/2012 2.160%	161571FO2	AAA	NR	09/17/19	09/18/19	10,060,156.25	2.03	9,600.00	10,044,622.48	10,329,495.00
DTD 10/09/2012 2.160%	09/15/2024	161571FO2	AAA	NR	09/17/19	09/18/19	10,060,156.25	2.03	9,600.00	10,044,622.48	10,329,495.00
CHAIT 2020-A1 A1	02/18/2020 1.530%	161571HP2	AAA	NR	02/10/20	02/18/20	7,998,167.20	1.53	5,440.00	7,998,492.26	8,210,200.00
DTD 02/18/2020 1.530%	01/15/2025	161571HP2	AAA	NR	02/10/20	02/18/20	7,998,167.20	1.53	5,440.00	7,998,492.26	8,210,200.00
<b>Security Type Sub-Total</b>							<b>171,348,365.16</b>	<b>1.98</b>	<b>157,840.61</b>	<b>171,283,448.30</b>	<b>173,779,499.70</b>
<b>Managed Account Sub-Total</b>							<b>9,471,227,438.96</b>	<b>0.96</b>	<b>21,124,301.40</b>	<b>9,478,662,329.94</b>	<b>9,593,732,092.55</b>
<b>Securities Sub-Total</b>							<b>\$9,471,227,438.96</b>	<b>0.96%</b>	<b>\$21,124,301.40</b>	<b>\$9,478,662,329.94</b>	<b>\$9,593,732,092.55</b>
<b>Accrued Interest</b>											<b>\$21,124,301.40</b>
<b>Total Investments</b>											<b>\$9,614,856,393.95</b>



## Managed Account Fair Market Value & Analytics

For the Month Ending December 31, 2020

SAN BERNARDINO COUNTY - 76990800

Security Type/Description	Dated Date/Coupon/Maturity	CUSIP	Par	Broker	Next Call Date	Market Price	Market Value	Unreal G/L On Cost	Unreal G/L Amort Cost	Effective Duration	YTM at Mkt
<b>U.S. Treasury Bond / Note</b>											
US TREASURY N/B NOTES	DTD 02/15/2018 2.250% 02/15/2021	9128283X6	50,000,000.00	INTC		100.23	50,117,190.00	330,080.62	130,875.83	0.13	0.37
US TREASURY N/B NOTES	DTD 02/15/2018 2.250% 02/15/2021	9128283X6	75,000,000.00	FTN		100.23	75,175,785.00	251,956.87	180,738.37	0.13	0.37
US TREASURY NOTES	DTD 02/29/2016 1.125% 02/28/2021	912828P87	25,000,000.00	BARCLAYS		100.16	25,039,062.50	665,039.06	69,675.18	0.16	0.17
US TREASURY NOTES	DTD 05/31/2016 1.375% 05/31/2021	912828R77	25,000,000.00	RBC CAP		100.50	25,125,000.00	790,039.06	186,501.76	0.42	0.17
US TREASURY NOTES	DTD 05/31/2014 2.000% 05/31/2021	912828WN6	50,000,000.00	BARCLAYS		100.77	50,382,810.00	(64,455.63)	341,851.61	0.42	0.15
US TREASURY NOTES	DTD 07/31/2014 2.250% 07/31/2021	912828WY2	100,000,000.00	MORGANST		101.23	101,234,380.00	1,308,598.75	1,253,408.14	0.58	0.14
US TREASURY NOTES	DTD 09/30/2016 1.125% 09/30/2021	912828T34	25,000,000.00	MIZUHO		100.77	25,191,405.00	993,162.81	347,175.09	0.74	0.10
US TREASURY NOTES	DTD 12/01/2014 1.875% 11/30/2021	912828G53	25,000,000.00	BMO		101.59	25,398,437.50	664,062.50	447,442.00	0.91	0.13
US TREASURY NOTES	DTD 02/02/2015 1.500% 01/31/2022	912828H86	50,000,000.00	TD SEC U		101.48	50,742,190.00	1,962,893.12	1,008,586.54	1.07	0.13
US TREASURY N/B NOTES	DTD 02/28/2017 1.875% 02/28/2022	912828W55	25,000,000.00	CITIGRP		102.03	25,507,812.50	684,570.31	556,019.18	1.15	0.13
US TREASURY NOTES	DTD 07/31/2017 1.875% 07/31/2022	9128282P4	100,000,000.00	RBC		102.75	102,750,000.00	4,003,906.25	3,357,954.55	1.56	0.14
US TREASURY N/B NOTES	DTD 11/02/2015 1.875% 10/31/2022	912828M49	25,000,000.00	BMO_DIR		103.17	25,792,970.00	1,053,712.19	889,949.83	1.80	0.14
US TREASURY N/B NOTES	DTD 05/31/2016 1.625% 05/31/2023	912828R69	50,000,000.00	DEUTSCHE		103.56	51,781,250.00	3,123,046.87	2,561,158.35	2.38	0.15
US TREASURY NOTES	DTD 06/30/2016 1.375% 06/30/2023	912828S35	25,000,000.00	MIZUHO		103.05	25,761,720.00	1,060,548.12	966,798.12	2.47	0.15
US TREASURY NOTES	DTD 06/30/2016 1.375% 06/30/2023	912828S35	50,000,000.00	WELLSFAR		103.05	51,523,440.00	3,400,393.12	2,626,816.83	2.47	0.15
US TREASURY N/B NOTES	DTD 07/02/2018 2.625% 06/30/2023	9128284U1	50,000,000.00	SOC GEN		106.16	53,078,125.00	2,443,359.37	2,704,007.95	2.44	0.16
US TREASURY NOTES	DTD 06/30/2016 1.375% 06/30/2023	912828S35	100,000,000.00	SOC GEN		103.05	103,046,880.00	7,011,723.75	5,395,843.42	2.47	0.15



## Managed Account Fair Market Value & Analytics

For the Month Ending December 31, 2020

SAN BERNARDINO COUNTY - 76990800

Security Type/Description	Dated Date/Coupon/Maturity	CUSIP	Par	Broker	Next Call Date	Market Price	Market Value	Unreal G/L On Cost	Unreal G/L Amort Cost	Effective Duration	YTM at Mkt
<b>U.S. Treasury Bond / Note</b>											
US TREASURY NOTES	912828S92	100,000,000.00	BNP			102.84	102,843,750.00	6,578,125.00	5,059,416.38	2.54	0.15
DTD 08/01/2016 1.250% 07/31/2023											
US TREASURY NOTES	912828D1	100,000,000.00	MORGANST			103.25	103,250,000.00	6,687,500.00	5,317,605.20	2.61	0.15
DTD 08/31/2016 1.375% 08/31/2023											
US TREASURY NOTES	912828WJ5	50,000,000.00	BNP			107.73	53,867,190.00	1,804,690.00	2,364,301.97	3.25	0.20
DTD 05/15/2014 2.500% 05/15/2024											
US TREASURY NOTES	912828WJ5	50,000,000.00	WELLSFAR			107.73	53,867,190.00	2,255,861.87	2,630,027.95	3.25	0.20
DTD 05/15/2014 2.500% 05/15/2024											
US TREASURY N/B NOTES	912828XX3	50,000,000.00	DAIWA			106.22	53,109,375.00	2,222,656.25	2,458,740.66	3.40	0.22
DTD 06/30/2017 2.000% 06/30/2024											
US TREASURY N/B NOTES	912828XX3	50,000,000.00	MORGANST			106.22	53,109,375.00	2,091,796.87	2,346,938.30	3.40	0.22
DTD 06/30/2017 2.000% 06/30/2024											
US TREASURY N/B NOTES	912828XX3	50,000,000.00	RBC			106.22	53,109,375.00	2,173,828.12	2,407,164.52	3.40	0.22
DTD 06/30/2017 2.000% 06/30/2024											
UNITED STATES TREASURY NOTES	9128286Z8	50,000,000.00	MORGANST			105.34	52,671,875.00	2,498,046.87	2,538,418.51	3.41	0.22
DTD 06/30/2019 1.750% 06/30/2024											
US TREASURY N/B	9128282N9	50,000,000.00	TOR DOM			106.81	53,406,250.00	1,931,640.62	2,308,065.12	3.45	0.22
DTD 07/31/2017 2.125% 07/31/2024											
US TREASURY N/B	912828JZ7	50,000,000.00	MIZUHO			107.06	53,531,250.00	2,955,078.12	3,070,679.48	3.96	0.28
DTD 02/17/2015 2.000% 02/15/2025											
US TREASURY NOTES	912828XB1	50,000,000.00	BMO			107.92	53,960,940.00	2,851,565.00	3,068,628.79	4.20	0.30
DTD 05/15/2015 2.125% 05/15/2025											
<b>Security Type Sub-Total</b>			<b>1,500,000,000.00</b>				<b>1,554,375,027.50</b>	<b>63,733,425.86</b>	<b>56,594,789.63</b>	<b>2.16</b>	<b>0.19</b>
<b>Supra-National Agency Bond / Note</b>											
INTERNATIONAL FINANCE CORPORATION	45950KCM0	25,000,000.00	BK AMER			100.06	25,014,100.00	87,600.00	15,709.49	0.07	1.42
NOTE											
DTD 01/25/2018 2.250% 01/25/2021											
INTER-AMERICAN DEVELOPMENT BANK	4581X0DB1	50,000,000.00	CITIGRP			100.70	50,349,700.00	459,700.00	360,539.42	0.30	0.31
NOTE											
DTD 04/19/2018 2.625% 04/19/2021											





## Managed Account Fair Market Value & Analytics

For the Month Ending December 31, 2020

SAN BERNARDINO COUNTY - 76990800

Security Type/Description	Dated Date/Coupon/Maturity	CUSIP	Par	Broker	Next Call Date	Market Price	Market Value	Unreal G/L On Cost	Unreal G/L Amort Cost	Effective Duration	YTM at Mkt
<b>Supra-National Agency Bond / Note</b>											
INTL BANK OF RECONSTRUCTION AND DEV NOTE		459058GH0	50,000,000.00	MORGANST		101.43	50,716,750.00	833,750.00	738,460.24	0.56	0.20
DTD 07/25/2018 2.750% 07/23/2021											
INTL BANK OF RECON AND DEV GLOBAL NOTES		459058GF4	20,000,000.00	DEUTSCHE		101.84	20,368,400.00	413,400.00	379,057.08	0.95	0.19
DTD 12/13/2017 2.126% 12/13/2021											
INTER-AMERICAN DEVELOPMENT BANK NOTE		4581X0DD7	25,000,000.00	JPMCHASE		104.83	26,207,000.00	1,263,000.00	1,231,262.83	1.70	0.22
DTD 09/26/2018 3.000% 09/26/2022											
INTER-AMERICAN DEVEL BK CORPORATE NOTES		4581X0DM7	20,000,000.00	RBC CAP		100.65	20,130,800.00	137,600.00	136,076.80	2.39	0.23
DTD 04/24/2020 0.500% 05/24/2023											
INTER-AMERICAN DEVELOPMENT BANK NOTE		4581X0CC0	25,000,000.00	BMO		107.56	26,889,900.00	1,409,900.00	1,598,657.54	2.66	0.25
DTD 10/04/2013 3.000% 10/04/2023											
INTL BK RECON & DEVELOP CORPORATE NOTES		459058JM6	25,000,000.00	TD		100.06	25,016,125.00	69,875.00	68,009.70	2.89	0.23
DTD 11/24/2020 0.250% 11/24/2023											
INTL BANK OF RECON AND DEV SN (FLOATER)		45906M2B6	10,000,000.00	BMO		100.59	10,058,940.00	58,940.00	58,940.00	0.00	0.48
DTD 06/16/2020 0.490% 06/17/2024											
<b>Security Type Sub-Total</b>			<b>250,000,000.00</b>				<b>254,751,715.00</b>	<b>4,733,765.00</b>	<b>4,586,713.10</b>	<b>1.18</b>	<b>0.36</b>
<b>Repurchase Agreement</b>											
CANTOR FITZGERALD REPO AGRMT		RE1332502	100,000,000.00	DIRECT		100.00	99,999,555.50	(444.50)	(444.50)	0.01	0.10
DTD 12/30/2020 0.060% 01/04/2021											
<b>Security Type Sub-Total</b>			<b>100,000,000.00</b>				<b>99,999,555.50</b>	<b>(444.50)</b>	<b>(444.50)</b>	<b>0.01</b>	<b>0.10</b>
<b>NOW Account</b>											
BANK OF THE WEST MONEY MARKET FUND		BKOFWEST7	75,000,000.00	DIRECT		1.00	75,000,000.00	0.00	0.00	0.00	0.15
BANK OF THE WEST MONEY MARKET FUND		BKOFWEST7	125,000,000.00			1.00	125,000,000.00	0.00	0.00	0.00	0.15
<b>Security Type Sub-Total</b>			<b>200,000,000.00</b>				<b>200,000,000.00</b>	<b>0.00</b>	<b>0.00</b>	<b>0.00</b>	<b>0.15</b>



## Managed Account Fair Market Value & Analytics

For the Month Ending December 31, 2020

SAN BERNARDINO COUNTY - 76990800

Security Type/Description	CUSIP	Par	Broker	Next Call Date	Market Price	Market Value	Unreal G/L On Cost	Unreal G/L Amort Cost	Effective Duration	YTM at Mkt
<b>Money Market Mutual Fund</b>										
FEDERATED GOVT OBLIGATIONS FUND	608919718	1,000,000.00			1.00	1,000,000.00	0.00	0.00	0.00	0.01
FIDELITY GOV'T MM FUND 2642	31607A703	1,000,000.00			1.00	1,000,000.00	0.00	0.00	0.00	0.01
<b>Security Type Sub-Total</b>		<b>2,000,000.00</b>				<b>2,000,000.00</b>	<b>0.00</b>	<b>0.00</b>	<b>0.00</b>	<b>0.01</b>
<b>Joint Powers Authority</b>										
CALIFORNIA ASSET MANAGEMENT PROGRAM	CAMPMF025	18,000,000.00	DIRECT		1.00	18,000,000.00	0.00	0.00	0.00	0.12
CALIFORNIA ASSET MANAGEMENT PROGRAM	CAMPMF025	36,000,000.00			1.00	36,000,000.00	0.00	0.00	0.00	0.12
CALIFORNIA ASSET MANAGEMENT PROGRAM	CAMPMF025	46,000,000.00			1.00	46,000,000.00	0.00	0.00	0.00	0.12
CALIFORNIA ASSET MANAGEMENT PROGRAM	CAMPMF025	75,000,000.00	DIRECT		1.00	75,000,000.00	0.00	0.00	0.00	0.12
CALIFORNIA ASSET MANAGEMENT PROGRAM	CAMPMF025	200,000,000.00			1.00	200,000,000.00	0.00	0.00	0.00	0.12
<b>Security Type Sub-Total</b>		<b>375,000,000.00</b>				<b>375,000,000.00</b>	<b>0.00</b>	<b>0.00</b>	<b>0.00</b>	<b>0.12</b>
<b>Federally Insured Cash Account</b>										
STONECASTLE FICA	FICAMF003	25,000,000.00			1.00	25,000,000.00	0.00	0.00	0.00	0.03
<b>Security Type Sub-Total</b>		<b>25,000,000.00</b>				<b>25,000,000.00</b>	<b>0.00</b>	<b>0.00</b>	<b>0.00</b>	<b>0.03</b>
<b>Federal Agency Collateralized Mortgage Obligation</b>										
FHMS K033 A2	3137B4WB8	2,800,000.00	CANTFIT		106.18	2,973,083.71	(5,635.04)	(305.83)	2.41	0.57
DTD 10/01/2013 3.060% 07/01/2023										
FHMS K045 A2	3137BHJ01	25,000,000.00	MS		109.36	27,340,934.50	(124,885.81)	(99,826.66)	3.78	0.65
DTD 05/01/2015 3.023% 01/01/2025										
FHMS K332 A1	3137F72U8	2,989,415.31	JPM		99.77	2,982,518.40	(6,884.95)	(6,885.18)	3.41	0.57
DTD 11/01/2020 0.516% 06/25/2025										
<b>Security Type Sub-Total</b>		<b>30,789,415.31</b>				<b>33,296,536.61</b>	<b>(137,405.80)</b>	<b>(107,017.67)</b>	<b>3.62</b>	<b>0.64</b>



## Managed Account Fair Market Value & Analytics

For the Month Ending December 31, 2020

SAN BERNARDINO COUNTY - 76990800

Security Type/Description	Dated Date/Coupon/Maturity	CUSIP	Par	Broker	Next Call Date	Market Price	Market Value	Unreal G/L On Cost	Unreal G/L Amort Cost	Effective Duration	YTM at Mkt
<b>Federal Agency Bond / Note</b>											
FREDDIE MAC NOTES	DTD 02/16/2018 2.375% 02/16/2021	3137EAEL9	50,000,000.00	BARCLAYS		100.27	50,133,350.00	265,350.00	138,890.15	0.13	0.28
FANNIE MAE NOTES	DTD 04/13/2018 2.500% 04/13/2021	3135G0U27	50,000,000.00	BARCLAYS		100.66	50,331,450.00	405,950.00	338,383.39	0.29	0.18
FEDERAL FARM CREDIT BANK NOTES	DTD 11/26/2018 2.875% 05/26/2021	3133EJW70	25,000,000.00	DEUTSCHE		101.10	25,273,750.00	318,000.00	280,793.08	0.41	0.17
FEDERAL FARM CREDIT BANK NOTES	DTD 11/26/2018 2.875% 05/26/2021	3133EJW70	50,000,000.00	MIZUHO		101.10	50,547,500.00	581,500.00	552,905.70	0.41	0.17
FANNIE MAE NOTES	DTD 06/25/2018 2.750% 06/22/2021	3135G0U35	75,000,000.00	TD SEC U		101.24	75,927,900.00	945,150.00	930,614.55	0.48	0.16
FHLB NOTES	DTD 03/05/2012 2.375% 09/10/2021	313378JP7	20,000,000.00	MIZUHO		101.55	20,310,460.00	(11,140.00)	201,237.36	0.69	0.14
FEDERAL HOME LOAN BANKS NOTES	DTD 10/12/2018 3.000% 10/12/2021	3130AF5B9	50,000,000.00	BARCLAYS		102.24	51,118,200.00	1,150,700.00	1,126,621.53	0.78	0.14
FEDERAL HOME LOAN BANKS NOTES	DTD 11/08/2019 1.625% 11/19/2021	3130AHJY0	30,000,000.00	WELLSFAR		101.33	30,399,540.00	450,840.00	421,802.26	0.88	0.12
FEDERAL HOME LOAN BANKS NOTES	DTD 12/20/2019 1.625% 12/20/2021	3130AHSR5	22,500,000.00	BARCLAYS		101.45	22,826,947.50	351,247.50	338,681.97	0.97	0.13
FANNIE MAE NOTES	DTD 01/11/2019 2.625% 01/11/2022	3135G0U92	60,000,000.00	TD		102.56	61,535,880.00	1,579,080.00	1,550,661.02	1.01	0.14
FEDERAL FARM CREDIT BANK NOTES	DTD 01/18/2019 2.600% 01/18/2022	3133EJ5P0	50,000,000.00	FTN		102.59	51,296,600.00	1,339,100.00	1,311,412.96	1.03	0.13
FANNIE MAE NOTES	DTD 04/12/2019 2.250% 04/12/2022	3135G0V59	75,000,000.00	BARCLAYS		102.70	77,025,300.00	2,271,300.00	2,129,894.89	1.27	0.14
FEDERAL FARM CREDIT BANK NOTES	DTD 05/06/2020 0.250% 05/06/2022	3133ELYR9	100,000,000.00	JPMCHAS		100.15	100,153,800.00	280,800.00	239,046.58	1.35	0.14
FEDERAL HOME LOAN BANK	DTD 06/01/2012 2.125% 06/10/2022	313379O69	25,000,000.00	WELLSFAR		102.85	25,712,150.00	555,650.00	634,638.21	1.43	0.15
FFCB NOTES	DTD 12/16/2019 1.630% 06/15/2022	3133ELDK7	40,000,000.00	INCAPITA		102.16	40,864,280.00	866,399.20	865,511.55	1.45	0.15
FREDDIE MAC NOTES	DTD 07/23/2020 0.125% 07/25/2022	3137EAET2	25,000,000.00	WELLS_F		99.97	24,992,225.00	48,725.00	36,220.90	1.57	0.14
FANNIE MAE NOTES	DTD 09/06/2019 1.375% 09/06/2022	3135G0W33	75,000,000.00	BARCLAYS		102.05	76,540,125.00	1,801,125.00	1,686,104.01	1.66	0.15



## Managed Account Fair Market Value & Analytics

For the Month Ending December 31, 2020

SAN BERNARDINO COUNTY - 76990800

Security Type/Description	Dated Date/Coupon/Maturity	CUSIP	Par	Broker	Next Call Date	Market Price	Market Value	Unreal G/L On Cost	Unreal G/L Amort Cost	Effective Duration	YTM at Mkt
<b>Federal Agency Bond / Note</b>											
FEDERAL HOME LOAN BANKS NOTES	DTD 08/13/2012 2.000% 09/09/2022	313380GJ0	10,000,000.00	WELLSFAR		103.11	10,311,240.00	160,740.00	227,492.94	1.66	0.16
FEDERAL HOME LOAN BANK NOTES	DTD 10/22/2020 0.125% 10/21/2022	3130AKDH6	64,000,000.00	CITIGRP		99.96	63,974,080.00	58,560.00	50,332.18	1.81	0.15
FFCB NOTES	DTD 11/23/2020 0.125% 11/23/2022	3133EMGX4	75,000,000.00	BARCLAY		99.98	74,982,225.00	125,475.00	117,821.92	1.90	0.14
FEDERAL FARM CREDIT BANK NOTES(CALLABLE)	DTD 01/24/2020 1.640% 01/24/2023	3133ELJN5	10,000,000.00	OTHER	01/24/22	101.55	10,154,560.00	159,560.00	157,995.22	1.06	0.88
FEDERAL FARM CREDIT BANK NOTES(CALLABLE)	DTD 01/24/2020 1.640% 01/24/2023	3133ELJN5	20,000,000.00	DAIWA	01/24/22	101.55	20,309,120.00	319,120.00	315,990.44	1.06	0.88
FEDERAL FARM CREDIT BANK NOTES(CALLABLE)	DTD 01/24/2020 1.640% 01/24/2023	3133ELJN5	20,000,000.00	FCSTONE	01/24/22	101.55	20,309,120.00	319,120.00	315,990.44	1.06	0.88
FEDERAL HOME LOAN BANKS NOTES	DTD 02/21/2020 1.375% 02/17/2023	3130AJ7E3	50,000,000.00	WELLSFAR		102.60	51,298,200.00	1,390,200.00	1,363,661.54	2.10	0.15
FEDERAL HOME LOAN BANKS NOTES	DTD 03/01/2018 2.750% 03/10/2023	3130ADRG9	10,000,000.00	TOR DOM		105.67	10,567,060.00	524,380.00	544,667.73	2.13	0.16
FREDDIE MAC NOTES	DTD 04/20/2020 0.375% 04/20/2023	3137EAE08	50,000,000.00	CITIGRP		100.50	50,248,900.00	373,900.00	344,676.26	2.30	0.16
FREDDIE MAC NOTES (CALLABLE)	DTD 05/04/2020 0.450% 05/04/2023	3134GVRD2	50,000,000.00	RBC	05/04/21	100.10	50,050,750.00	50,750.00	50,750.00	0.34	0.41
FREDDIE MAC NOTES	DTD 05/07/2020 0.375% 05/05/2023	3137EAER6	100,000,000.00	WELLS_F		100.51	100,506,800.00	548,800.00	539,616.10	2.34	0.16
FANNIE MAE NOTES	DTD 05/22/2020 0.250% 05/22/2023	3135G0403	100,000,000.00	CITIGRP		100.22	100,219,800.00	520,800.00	459,225.57	2.39	0.16
FFCB FLOATING NOTES	DTD 06/09/2020 0.420% 06/09/2023	3133ELH72	45,000,000.00	LOOP CA		100.51	45,229,500.00	229,500.00	229,500.00	0.00	0.41
FREDDIE MAC NOTES	DTD 06/26/2020 0.250% 06/26/2023	3137EAES4	23,000,000.00	TOR DOM		100.20	23,046,851.00	114,011.00	102,419.00	2.48	0.17
FANNIE MAE NOTES	DTD 07/10/2020 0.250% 07/10/2023	3135G05G4	50,000,000.00	CITIGRP		100.18	50,090,900.00	198,400.00	181,219.63	2.52	0.18



## Managed Account Fair Market Value & Analytics

For the Month Ending December 31, 2020

SAN BERNARDINO COUNTY - 76990800

Security Type/Description	Dated Date/Coupon/Maturity	CUSIP	Par	Broker	Next Call Date	Market Price	Market Value	Unreal G/L On Cost	Unreal G/L Amort Cost	Effective Duration	YTM at Mkt
<b>Federal Agency Bond / Note</b>											
FEDERAL FARM CREDIT BANKS NOTES	DTD 08/14/2019 1.600% 08/14/2023	3133EKZK5	10,000,000.00	WELLSFAR		103.68	10,367,720.00	320,620.00	336,613.15	2.56	0.19
FREDDIE MAC NOTES	DTD 08/21/2020 0.250% 08/24/2023	3137EAEV7	45,000,000.00	CITIGRP		100.16	45,073,935.00	119,835.00	114,275.16	2.64	0.19
FREDDIE MAC NOTES	DTD 09/04/2020 0.250% 09/08/2023	3137EAEW5	32,000,000.00	WELLS_F		100.14	32,044,800.00	55,360.00	54,216.56	2.68	0.20
FREDDIE MAC NOTES	DTD 10/16/2020 0.125% 10/16/2023	3137EAEY1	64,000,000.00	WELLS_F		99.77	63,853,440.00	92,160.00	75,373.30	2.79	0.21
FREDDIE MAC NOTES	DTD 11/05/2020 0.250% 11/06/2023	3137EAEZ8	75,000,000.00	CITIGRP		100.12	75,090,000.00	157,500.00	153,989.51	2.84	0.21
FANNIE MAE NOTES	DTD 11/25/2020 0.250% 11/27/2023	3135G06H1	50,000,000.00	JPMCHAS		100.12	50,061,250.00	118,250.00	116,327.48	2.90	0.21
FREDDIE MAC NOTES	DTD 12/04/2020 0.250% 12/04/2023	3137EAF2	62,000,000.00	CITIGRP		100.12	62,076,446.00	137,826.00	136,256.47	2.92	0.21
FANNIE MAE NOTES	DTD 02/08/2019 2.500% 02/05/2024	3135G0V34	100,000,000.00	JPM_CHAS		107.02	107,016,400.00	7,388,400.00	7,246,986.94	2.98	0.23
FHLB BONDS	DTD 02/15/2019 2.500% 02/13/2024	3130AFW94	50,000,000.00	BARCLAYS		107.07	53,533,350.00	3,710,350.00	3,643,780.92	3.00	0.23
FFCB (CALLABLE) NOTES	DTD 03/12/2020 1.050% 03/12/2024	3133ELSL9	30,995,000.00	WELLSFA	03/12/21	100.17	31,047,753.49	52,753.49	52,753.49	3.15	1.00
FFCB (CALLABLE) NOTES	DTD 03/12/2020 1.050% 03/12/2024	3133ELSL9	50,000,000.00	CFCO	03/12/21	100.17	50,085,100.00	85,100.00	85,100.00	3.15	1.00
FEDERAL FARM CREDIT BANK NOTES(CALLABLE)	DTD 04/22/2020 0.800% 04/22/2024	3133ELXC3	10,000,000.00	CANTFIT	04/22/21	100.19	10,019,370.00	19,370.00	19,370.00	0.31	0.74
FEDERAL FARM CREDIT BANK NOTES(CALLABLE)	DTD 04/22/2020 0.800% 04/22/2024	3133ELXC3	10,000,000.00	MIZUHO	04/22/21	100.19	10,019,370.00	19,370.00	19,370.00	0.31	0.74
FEDERAL FARM CREDIT BANK NOTES(CALLABLE)	DTD 04/22/2020 0.800% 04/22/2024	3133ELXC3	10,000,000.00	PIPER J	04/22/21	100.19	10,019,370.00	19,370.00	19,370.00	0.31	0.74
FHLMC (CALLABLE) NOTES	DTD 04/29/2020 0.570% 04/29/2024	3134GVPP7	25,000,000.00	CANTFIT	04/29/22	100.47	25,116,650.00	116,650.00	116,650.00	1.33	0.43



## Managed Account Fair Market Value & Analytics

For the Month Ending December 31, 2020

SAN BERNARDINO COUNTY - 76990800

Security Type/Description	Dated Date/Coupon/Maturity	CUSIP	Par	Broker	Next Call Date	Market Price	Market Value	Unreal G/L On Cost	Unreal G/L Amort Cost	Effective Duration	YTM at Mkt
<b>Federal Agency Bond / Note</b>											
FHLMC (CALLABLE) NOTES	DTD 05/20/2020 0.560% 05/20/2024	3134GVTN8	25,000,000.00	LOOP CA	05/20/21	100.15	25,037,125.00	47,125.00	45,578.11	0.39	0.52
FHLMC (CALLABLE) NOTES	DTD 05/20/2020 0.510% 05/20/2024	3134GVUY2	25,000,000.00	WELLS_F	05/20/22	100.39	25,097,050.00	97,050.00	97,050.00	1.38	0.39
FHLMC (CALLABLE) NOTES	DTD 05/20/2020 0.590% 05/20/2024	3134GVXD5	25,000,000.00	GREAT P	05/20/21	100.16	25,040,875.00	40,875.00	40,875.00	0.39	0.54
FHLMC (CALLABLE) NOTES	DTD 05/20/2020 0.500% 05/20/2024	3134GVXC7	25,000,000.00	INCAPIT	05/20/22	100.39	25,098,300.00	98,300.00	98,300.00	1.39	0.38
FANNIE MAE NOTES	DTD 07/08/2019 1.750% 07/02/2024	3135G0V75	25,000,000.00	CITI	105.28	26,319,700.00	1,538,700.00	1,473,481.32	1,473,481.32	3.39	0.24
FEDERAL HOME LOAN BANK NOTES	DTD 08/15/2014 2.875% 09/13/2024	3130A2UW4	25,000,000.00	WELLSFAR	109.63	27,407,675.00	956,925.00	1,328,400.08	1,328,400.08	3.52	0.26
FEDERAL HOME LOAN BANK NOTES	DTD 08/15/2014 2.875% 09/13/2024	3130A2UW4	25,000,000.00	MORGANST	109.63	27,407,675.00	974,350.00	1,340,187.64	1,340,187.64	3.52	0.26
FANNIE MAE NOTES	DTD 10/18/2019 1.625% 10/15/2024	3135G0W66	25,000,000.00	CITI	105.16	26,290,325.00	1,333,075.00	1,322,739.06	1,322,739.06	3.68	0.26
FEDERAL HOME LOAN BANK NOTES	DTD 11/06/2014 2.750% 12/13/2024	3130A3GE8	10,000,000.00	JEFFERIE	109.58	10,958,330.00	442,700.00	553,131.93	553,131.93	3.78	0.31
FEDERAL HOME LOAN BANK NOTES	DTD 11/06/2014 2.750% 12/13/2024	3130A3GE8	25,000,000.00	INTL_FCS	109.58	27,395,825.00	1,011,325.00	1,307,841.89	1,307,841.89	3.78	0.31
FEDERAL HOME LOAN BANK NOTES	DTD 11/06/2014 2.750% 12/13/2024	3130A3GE8	25,000,000.00	WELLSFAR	109.58	27,395,825.00	1,108,325.00	1,384,067.51	1,384,067.51	3.78	0.31
FANNIE MAE NOTES	DTD 01/10/2020 1.625% 01/07/2025	3135G0X24	75,000,000.00	BARCLAYS	105.18	78,887,775.00	4,127,025.00	4,080,198.11	4,080,198.11	3.88	0.33
FREDDIE MAC NOTES	DTD 02/14/2020 1.500% 02/12/2025	3137EAEP0	50,000,000.00	WELLSFAR	104.67	52,336,800.00	2,375,300.00	2,368,507.12	2,368,507.12	3.99	0.36
FEDERAL HOME LOAN BANKS NOTES	DTD 02/17/2015 2.375% 03/14/2025	3130A4CH3	25,840,000.00	DAIWA	108.37	28,002,911.36	1,344,816.96	1,511,410.73	1,511,410.73	4.01	0.37
FANNIE MAE NOTES	DTD 04/24/2020 0.625% 04/22/2025	3135G03U5	50,000,000.00	CITIGRP	101.08	50,538,350.00	641,350.00	627,119.74	627,119.74	4.26	0.37
FHLMC (CALLABLE) NOTES	DTD 05/06/2020 0.700% 05/06/2025	3134GVPR3	25,000,000.00	PIPER J	100.56	25,139,050.00	139,050.00	139,050.00	139,050.00	1.34	0.57
FANNIE MAE NOTES	DTD 06/19/2020 0.500% 06/17/2025	3135G04Z3	50,000,000.00	WELLS_F	100.43	50,215,250.00	318,750.00	307,628.29	307,628.29	4.42	0.40



## Managed Account Fair Market Value & Analytics

For the Month Ending December 31, 2020

SAN BERNARDINO COUNTY - 76990800

Security Type/Description	Dated Date/Coupon/Maturity	CUSIP	Par	Broker	Next Call Date	Market Price	Market Value	Unreal G/L On Cost	Unreal G/L Amort Cost	Effective Duration	YTM at Mkt
<b>Federal Agency Bond / Note</b>											
FREDDIE MAC NOTES	3137EAEU9	45,000,000.00	WELLS_F			99.88	44,944,605.00	168,705.00	148,801.38	4.52	0.40
DTD 07/23/2020 0.375% 07/21/2025											
FANNIE MAE NOTES	3135G05X7	50,000,000.00	BARCLAY			99.78	49,891,300.00	125,300.00	109,007.24	4.61	0.42
DTD 08/27/2020 0.375% 08/25/2025											
FREDDIE MAC (CALLABLE) NOTES	3134GWA22	19,900,000.00	OPCO		09/02/21	100.13	19,925,870.00	25,870.00	25,870.00	0.67	0.52
DTD 09/02/2020 0.550% 09/02/2025											
FEDERAL HOME LOAN BANK NOTES	3130AK5E2	14,000,000.00	WELLS_F			99.78	13,969,396.00	11,396.00	8,809.96	4.64	0.42
DTD 09/11/2020 0.375% 09/04/2025											
FREDDIE MAC NOTES	3137EAEX3	20,000,000.00	CITIGRP			99.73	19,946,460.00	6,660.00	3,425.57	4.69	0.43
DTD 09/25/2020 0.375% 09/23/2025											
FANNIE MAE NOTES	3135G06G3	45,000,000.00	BARCLAY			100.28	45,124,110.00	285,210.00	280,786.61	4.80	0.44
DTD 11/12/2020 0.500% 11/07/2025											
<b>Security Type Sub-Total</b>			<b>2,853,235,000.00</b>				<b>2,904,084,100.35</b>	<b>47,924,190.15</b>	<b>48,577,479.35</b>	<b>2.21</b>	<b>0.28</b>

<b>Corporate Note</b>											
EXXON MOBIL CORPORATE (CALLABLE) NOTES	30231GAV4	5,000,000.00	JPMCHASE		02/01/21	100.00	4,999,970.00	112,620.00	8,806.17	0.09	2.21
DTD 03/03/2016 2.222% 03/01/2021											
EXXON MOBIL CORPORATE (CALLABLE) NOTES	30231GAV4	9,240,000.00	MKTX		02/01/21	100.00	9,239,944.56	(15,209.04)	(1,373.72)	0.09	2.21
DTD 03/03/2016 2.222% 03/01/2021											
JOHN DEERE CAPITAL CORP CORP NOTES	24422EUV9	10,000,000.00	CITIGRP			100.87	10,087,360.00	94,160.00	88,820.47	0.44	0.29
DTD 06/07/2019 2.300% 06/07/2021											
WAL-MART STORES INC CORP NOTES	93114ZEJ8	7,000,000.00	CITIGRP			101.33	7,093,121.00	93,471.00	93,176.45	0.48	0.35
DTD 06/27/2018 3.125% 06/23/2021											
WAL-MART STORES INC CORP NOTES	93114ZEJ8	10,000,000.00	JPMCHASE			101.33	10,133,030.00	121,230.00	131,160.59	0.48	0.35
DTD 06/27/2018 3.125% 06/23/2021											
MICROSOFT CORP (CALLABLE) NOTES	594918BP8	9,800,000.00	LOOP CAP		07/08/21	100.73	9,871,442.00	263,718.00	123,108.80	0.52	0.34
DTD 08/08/2016 1.550% 08/08/2021											
TOYOTA MOTOR CREDIT CORP CORP NOTES	89236TGJ8	15,000,000.00	BK AMER			101.08	15,162,555.00	164,355.00	163,242.00	0.76	0.39
DTD 10/07/2019 1.800% 10/07/2021											



## Managed Account Fair Market Value & Analytics

For the Month Ending December 31, 2020

SAN BERNARDINO COUNTY - 76990800

Security Type/Description	Dated Date/Coupon/Maturity	CUSIP	Par	Broker	Next Call Date	Market Price	Market Value	Unreal G/L On Cost	Unreal G/L Amort Cost	Effective Duration	YTM at Mkt
<b>Corporate Note</b>											
TOYOTA MOTOR CREDIT CORP CORP NOTES		89236TFU4	10,000,000.00	TOR DOM		100.18	10,018,430.00	18,430.00	18,430.00	1.11	2.68
DTD 03/18/2019 2.850% 02/18/2022											
3M COMPANY BONDS		88579YBF7	5,000,000.00	MORGANST	02/01/22	102.69	5,134,500.00	136,850.00	135,403.35	1.07	0.44
DTD 02/22/2019 2.750% 03/01/2022											
JOHN DEERE CAPITAL CORP		24422EUT4	5,000,000.00	BK AMER		103.37	5,168,460.00	170,860.00	169,434.13	1.23	0.25
DTD 03/07/2019 2.950% 04/01/2022											
TOYOTA MOTOR CREDIT CORP		89236TFX8	10,000,000.00	CITIGRP		102.97	10,296,550.00	302,850.00	299,228.65	1.26	0.33
DTD 04/12/2019 2.650% 04/12/2022											
US BANK NA CINCINNATI FLOATING CORP NOT		90331HPD9	10,000,000.00	JPMCHAS		100.40	10,039,980.00	106,180.00	85,458.86	0.15	0.65
DTD 05/23/2019 0.653% 05/23/2022											
US BANK NA CINCINNATI FLOATING CORP NOT		90331HPD9	10,000,000.00	JPMCHAS		100.40	10,039,980.00	107,280.00	86,403.27	0.15	0.65
DTD 05/23/2019 0.653% 05/23/2022											
JOHN DEERE CAPITAL CORP CORP NOTES		24422EVA4	5,000,000.00	CITI		102.37	5,118,535.00	124,985.00	121,923.66	1.44	0.31
DTD 09/12/2019 1.950% 06/13/2022											
JOHN DEERE CAPITAL CORP CORPORATE NOTES		24422EVG1	5,000,000.00	BARCLAY		100.50	5,025,070.00	26,120.00	25,828.87	1.50	0.22
DTD 06/04/2020 0.550% 07/05/2022											
CHEVRON USA INC CORPORATE NOTES		166756AF3	14,500,000.00	CITIGRP		100.12	14,518,081.50	18,081.50	18,081.50	1.61	0.26
DTD 08/12/2020 0.333% 08/12/2022											
EXXON MOBIL CORPORATION		30231GBB7	3,000,000.00	MORGANST		102.74	3,082,233.00	82,233.00	82,233.00	1.60	0.21
DTD 08/16/2019 1.902% 08/16/2022											
US BANK NA CINCINNATI		90331HPF4	12,000,000.00	BARCLAYS	12/09/22	103.19	12,383,064.00	393,144.00	389,664.75	1.90	0.37
DTD 12/09/2019 1.950% 01/09/2023											
BANK OF NY MELLON CORP NOTES		06406RAM9	5,000,000.00	DIRECT		102.94	5,146,800.00	74,450.00	92,375.52	2.03	0.43
DTD 01/28/2020 1.850% 01/27/2023											
JOHN DEERE CAPITAL CORP CORPORATE NOTES		24422EVH9	3,000,000.00	BARCLAY		101.00	3,030,048.00	32,508.00	32,047.02	2.49	0.30
DTD 06/04/2020 0.700% 07/05/2023											
CHEVRON USA INC CORPORATE NOTES		166756AJ5	10,000,000.00	BARCLAY		100.25	10,025,460.00	25,460.00	25,460.00	2.60	0.33
DTD 08/12/2020 0.426% 08/11/2023											





## Managed Account Fair Market Value & Analytics

For the Month Ending **December 31, 2020**

**SAN BERNARDINO COUNTY - 76990800**

Security Type/Description	CUSIP	Par	Broker	Next Call Date	Market Price	Market Value	Unreal G/L On Cost	Unreal G/L Amort Cost	Effective Duration	YTM at Mkt
JOHN DEERE CAPITAL CORP CORPORATE NOTES	24422EVJ5	3,000,000.00	MITSU		100.39	3,011,604.00	15,084.00	14,817.28	2.76	0.26
DTD 10/09/2020 0.400% 10/10/2023										

**Security Type Sub-Total**      **176,540,000.00**      **178,626,218.06**      **2,468,860.46**      **2,203,730.62**      **1.06**      **0.65**

<b>Commercial Paper</b>										
CREDIT AGRICOLE CIB NY COMM PAPER	22533TN44	75,000,000.00	CREDITA		100.00	74,999,175.00	75,258.33	550.00	0.01	0.10
DTD 07/22/2020 0.000% 01/04/2021										
CREDIT AGRICOLE CIB NY COMM PAPER	22533TN44	125,000,000.00	CREDITA		100.00	124,998,625.00	13.89	(541.67)	0.01	0.10
DTD 07/22/2020 0.000% 01/04/2021										
GTA FUNDING LLC COMM PAPER	40060WN57	25,000,000.00	TOR DOM		100.00	24,999,175.00	1,654.17	(352.78)	0.01	0.24
DTD 12/15/2020 0.000% 01/05/2021										
CREDIT AGRICOLE CIB NY COMM PAPER	22533TN51	83,000,000.00	CREDITA		100.00	82,998,838.00	1,535.50	(332.00)	0.01	0.10
-- 0.000% 01/05/2021										
GTA FUNDING LLC COMM PAPER	40060WN73	25,000,000.00	TD		100.00	24,998,850.00	933.33	(316.67)	0.02	0.24
-- 0.000% 01/07/2021										
CHEVRON CORP COMM PAPER	16677JNC6	200,000,000.00	CHASE		100.00	199,994,200.00	8,866.67	(911.11)	0.03	0.09
DTD 12/09/2020 0.000% 01/12/2021										
CREDIT AGRICOLE CIB NY COMM PAPER	22533TND4	25,000,000.00	CREDITA		100.00	24,999,050.00	27,001.39	966.67	0.04	0.11
DTD 07/22/2020 0.000% 01/13/2021										
CREDIT AGRICOLE CIB NY COMM PAPER	22533TNE2	25,000,000.00	CREDITA		100.00	24,998,975.00	19,475.00	600.00	0.04	0.11
-- 0.000% 01/14/2021										
EXXON MOBIL CORP COMM PAPER	30229ANT2	50,000,000.00	EXXON		99.99	49,996,150.00	45,316.67	3,372.22	0.08	0.10
-- 0.000% 01/27/2021										
COOPERATIVE RABOBANK U.A. COMM PAPER	21687AP15	50,000,000.00	RABOBAN		99.99	49,995,100.00	115,641.67	9,308.33	0.09	0.11
DTD 05/14/2020 0.000% 02/01/2021										
COOPERATIVE RABOBANK U.A. COMM PAPER	21687AP15	50,000,000.00	RABO_DI		99.99	49,995,100.00	57,072.22	5,002.78	0.09	0.11
DTD 05/14/2020 0.000% 02/01/2021										
JP MORGAN SECURITIES LLC COMM PAPER	46640PP15	50,000,000.00	CHASE		99.98	49,988,650.00	50,983.33	(1,016.67)	0.09	0.26
DTD 07/29/2020 0.000% 02/01/2021										



## Managed Account Fair Market Value & Analytics

For the Month Ending December 31, 2020

SAN BERNARDINO COUNTY - 76990800

Security Type/Description	Dated Date/Coupon/Maturity	CUSIP	Par	Broker	Next Call Date	Market Price	Market Value	Unreal G/L On Cost	Unreal G/L Amort Cost	Effective Duration	YTM at Mkt
<b>Commercial Paper</b>											
BNP PARIBAS NY BRANCH COMM PAPER	09659BP53	50,000,000.00	BNP DIR			99.99	49,993,500.00	32,555.56	2,736.11	0.10	0.13
DTD 09/10/2020 0.000% 02/05/2021											
EXXON MOBIL CORP COMM PAPER	30229APA1	50,000,000.00	EXXON			99.99	49,993,750.00	52,111.11	5,972.22	0.11	0.11
-- 0.000% 02/10/2021											
BNP PARIBAS NY BRANCH COMM PAPER	09659BO11	30,000,000.00	BNP DIR			99.98	29,992,920.00	13,753.20	2,753.27	0.17	0.14
DTD 10/20/2020 0.000% 03/01/2021											
BNP PARIBAS NY BRANCH COMM PAPER	09659BO29	25,000,000.00	BNP DIR			99.98	24,993,975.00	11,475.00	2,308.33	0.17	0.14
DTD 10/27/2020 0.000% 03/02/2021											
COOPERATIVE RABOBANK U.A. COMM PAPER	21687AO55	50,000,000.00	RABO_DI			99.98	49,988,500.00	24,125.00	5,125.00	0.18	0.13
DTD 07/06/2020 0.000% 03/05/2021											
BNP PARIBAS NY BRANCH COMM PAPER	09659BOA1	50,000,000.00	BNP DIR			99.97	49,986,050.00	38,841.67	5,883.33	0.19	0.15
DTD 09/10/2020 0.000% 03/10/2021											
BNP PARIBAS NY BRANCH COMM PAPER	09659BOB9	25,000,000.00	BNP DIR			99.97	24,992,900.00	11,650.00	2,483.33	0.19	0.15
DTD 10/27/2020 0.000% 03/11/2021											
NATIXIS NY BRANCH COMM PAPER	63873IOX1	50,000,000.00	NATIXIS			99.95	49,973,100.00	5,766.67	(941.66)	0.25	0.22
DTD 12/08/2020 0.000% 03/31/2021											
STARBIRD FUNDING CORP COMM PAPER	85520LRK3	50,000,000.00	CITIGRP			99.91	49,954,150.00	(2,447.22)	(8,350.00)	0.30	0.30
DTD 12/15/2020 0.000% 04/19/2021											
STARBIRD FUNDING CORP COMM PAPER	85520LRM9	50,000,000.00	CHASE			99.91	49,953,150.00	(8,350.00)	(14,766.67)	0.31	0.30
DTD 12/09/2020 0.000% 04/21/2021											
NATIXIS NY BRANCH COMM PAPER	63873JRW2	50,000,000.00	NATIXIS			99.93	49,963,300.00	10,577.78	1,313.89	0.33	0.22
DTD 08/20/2020 0.000% 04/30/2021											
COOPERATIVE RABOBANK U.A. COMM PAPER	21687AS38	50,000,000.00	RABO_DI			99.94	49,971,700.00	22,255.56	5,588.89	0.34	0.17
DTD 11/02/2020 0.000% 05/03/2021											
JP MORGAN SECURITIES LLC COMM PAPER	46640PSS3	50,000,000.00	CHASE			99.90	49,951,700.00	6,700.00	(10,411.11)	0.35	0.28
DTD 11/06/2020 0.000% 05/05/2021											
FAIRWAY FINANCE CORP COMM PAPER	30601VSL6	50,000,000.00	CHASE			99.89	49,942,850.00	(6,150.00)	(10,816.67)	0.39	0.29
DTD 12/15/2020 0.000% 05/20/2021											
NATIXIS NY BRANCH COMM PAPER	63873ISL5	50,000,000.00	NATIXIS			99.91	49,956,550.00	(2,061.11)	(4,838.89)	0.39	0.22
DTD 12/21/2020 0.000% 05/20/2021											
NATIXIS NY BRANCH COMM PAPER	63873ISU5	50,000,000.00	NATIXIS			99.91	49,953,800.00	1,341.67	(3,325.00)	0.41	0.22
DTD 12/16/2020 0.000% 05/28/2021											



## Managed Account Fair Market Value & Analytics

For the Month Ending December 31, 2020

SAN BERNARDINO COUNTY - 76990800

Security Type/Description	Dated Date/Coupon/Maturity	CUSIP	Par	Broker	Next Call Date	Market Price	Market Value	Unreal G/L On Cost	Unreal G/L Amort Cost	Effective Duration	YTM at Mkt
<b>Commercial Paper</b>											
TOYOTA MOTOR CREDIT CORP COMM PAPER		89233GSU1	50,000,000.00	TOYOTA		99.92	49,959,150.00	6,691.67	2,025.00	0.41	0.20
DTD 09/01/2020 0.000% 05/28/2021											
FAIRWAY FINANCE CORP COMM PAPER		30601VSU6	50,000,000.00	BMO		99.88	49,939,400.00	(6,933.33)	(11,600.00)	0.41	0.30
DTD 11/30/2020 0.000% 05/28/2021											
COOPERATIVE RABOBANK U.A. COMM PAPER		21687AT11	25,000,000.00	RABO_DI		99.92	24,980,625.00	11,250.00	2,645.83	0.42	0.18
DTD 11/03/2020 0.000% 06/01/2021											
COOPERATIVE RABOBANK U.A. COMM PAPER		21687AT29	25,000,000.00	RABO_DI		99.92	24,980,425.00	11,195.83	2,591.66	0.43	0.18
DTD 11/03/2020 0.000% 06/02/2021											
JP MORGAN SECURITIES LLC COMM PAPER		46640PT78	50,000,000.00	CHASE		99.87	49,937,200.00	1,950.00	(17,008.33)	0.44	0.29
DTD 10/28/2020 0.000% 06/07/2021											
BNP PARIBAS NY BRANCH COMM PAPER		09659BTE0	25,000,000.00	BNP DIR		99.91	24,978,050.00	6,772.22	3,105.55	0.46	0.19
DTD 09/17/2020 0.000% 06/14/2021											
JP MORGAN SECURITIES LLC COMM PAPER		46640PTW3	50,000,000.00	CHASE		99.85	49,926,650.00	1,511.11	(18,350.00)	0.50	0.29
DTD 10/28/2020 0.000% 06/30/2021											
TOYOTA MOTOR CREDIT CORP COMM PAPER		89233GTW6	50,000,000.00	TOYOTA		99.89	49,947,250.00	6,166.67	(250.00)	0.50	0.21
DTD 10/28/2020 0.000% 06/30/2021											
TOYOTA MOTOR CREDIT CORP COMM PAPER		89233GV29	50,000,000.00	TOYOTA		99.87	49,934,350.00	6,155.56	(566.66)	0.60	0.22
DTD 12/10/2020 0.000% 08/02/2021											
EXXON MOBIL CORP COMM PAPER		30229AW13	50,000,000.00	EXXON		99.85	49,924,350.00	5,169.44	1,975.00	0.68	0.22
DTD 12/18/2020 0.000% 09/01/2021											
<b>Security Type Sub-Total</b>			<b>1,938,000,000.00</b>				<b>1,937,031,233.00</b>	<b>665,826.23</b>	<b>(38,388.48)</b>	<b>0.23</b>	<b>0.18</b>
<b>Certificate of Deposit</b>											
US BANK NATL ASSOC CERT DEPOS		90333V3M0	25,000,000.00	US BANK		100.00	25,000,193.35	193.35	193.35	0.01	0.21
DTD 05/06/2020 0.280% 01/04/2021											
TORONTO DOMINION BANK NY CERT DEPOS		89114NKZ7	50,000,000.00	TOR DOM		100.00	50,000,275.85	275.85	275.85	0.01	0.21
DTD 05/20/2020 0.260% 01/04/2021											



## Managed Account Fair Market Value & Analytics

For the Month Ending December 31, 2020

SAN BERNARDINO COUNTY - 76990800

Security Type/Description	Dated Date/Coupon/Maturity	CUSIP	Par	Broker	Next Call Date	Market Price	Market Value	Unreal G/L On Cost	Unreal G/L Amort Cost	Effective Duration	YTM at Mkt
<b>Certificate of Deposit</b>											
SVENSKA HANDELSBANKEN NY CERT DEPOS		86959RJG6	25,000,000.00	DIRECT		100.04	25,009,490.35	9,490.35	9,490.35	0.02	0.21
DTD 08/05/2020 1.920% 01/08/2021											
TORONTO DOMINION BANK NY CERT DEPOS		89114NVO5	50,000,000.00	TOR DOM		100.00	49,999,388.35	(611.65)	(611.65)	0.03	0.21
DTD 11/24/2020 0.170% 01/11/2021											
TORONTO DOMINION BANK NY CERT DEPOS		89114NV85	50,000,000.00	TD		100.00	49,998,887.75	(1,112.25)	(1,112.25)	0.06	0.21
DTD 11/17/2020 0.170% 01/20/2021											
BANK OF MONTREAL CHICAGO CERT DEPOS		06367C3V7	50,000,000.00	BMO		100.00	49,998,887.85	(1,112.15)	(1,112.15)	0.06	0.21
DTD 11/20/2020 0.170% 01/20/2021											
WELLS FARGO BANK NA CERT DEPOS		95001KFR0	25,000,000.00	WELLSFAR		100.14	25,034,790.53	34,790.53	34,790.53	0.09	0.23
DTD 01/09/2020 1.800% 02/01/2021											
SVENSKA HANDELSBANKEN NY CERT DEPOS		86959RFR6	50,000,000.00	SVENSKA		100.08	50,040,781.55	40,781.55	40,781.55	0.09	0.23
DTD 03/03/2020 1.150% 02/01/2021											
US BANK NATL ASSOC CERT DEPOS		90333V3L2	50,000,000.00	US BANK		100.01	50,003,977.45	3,977.45	3,977.45	0.09	0.23
DTD 05/06/2020 0.320% 02/01/2021											
BANK OF MONTREAL CHICAGO CERT DEPOS		06367BYX1	25,000,000.00	BMO		100.00	24,999,310.75	(689.25)	(689.25)	0.09	0.23
DTD 10/28/2020 0.200% 02/02/2021											
BANK OF MONTREAL CHICAGO CERT DEPOS		06367BY99	25,000,000.00	BMO		100.00	24,999,122.83	(877.17)	(877.17)	0.12	0.23
DTD 10/28/2020 0.200% 02/11/2021											
SWEDBANK NY CERT DEPOS		87019VL54	50,000,000.00	SWEDBK		100.00	49,997,700.00	(2,300.00)	(2,300.00)	0.15	0.23
DTD 09/29/2020 0.200% 02/24/2021											
SWEDBANK NY CERT DEPOS		87019VL62	50,000,000.00	SWEDBK		100.00	49,997,616.40	(2,383.60)	(2,383.60)	0.16	0.23
DTD 09/29/2020 0.200% 02/26/2021											
ROYAL BANK OF CANADA NY CERT DEPOS		78012UTC9	50,000,000.00	ROYAL		100.12	50,062,317.45	62,317.45	62,317.45	0.17	0.23
DTD 03/02/2020 0.980% 03/01/2021											
TORONTO DOMINION BANK NY CERT DEPOS		89114NH81	50,000,000.00	TOR DOM		100.13	50,063,980.30	63,980.30	63,980.30	0.17	0.23
DTD 03/02/2020 1.000% 03/01/2021											



## Managed Account Fair Market Value & Analytics

For the Month Ending December 31, 2020

SAN BERNARDINO COUNTY - 76990800

Security Type/Description	Dated Date/Coupon/Maturity	CUSIP	Par	Broker	Next Call Date	Market Price	Market Value	Unreal G/L On Cost	Unreal G/L Amort Cost	Effective Duration	YTM at Mkt
<b>Certificate of Deposit</b>											
NORDEA BANK ABP NEW YORK CERT DEPOS		65558TS55	50,000,000.00	LOOP CA		99.98	49,991,950.00	(8,050.00)	(8,050.00)	0.23	0.24
DTD 11/03/2020 0.170% 03/24/2021											
ROYAL BANK OF CANADA NY CERT DEPOS		78012UWD3	50,000,000.00	RBC CAP		100.00	49,998,187.70	(1,812.30)	(1,812.30)	0.34	0.32
DTD 05/20/2020 0.310% 05/03/2021											
NORDEA BANK ABP NEW YORK CERT DEPOS		65558TS48	50,000,000.00	LOOP CA		99.98	49,988,050.00	(11,950.00)	(11,950.00)	0.34	0.27
DTD 11/03/2020 0.200% 05/03/2021											
SWEDBANK NY CERT DEPOS		87019VN78	50,000,000.00	DIRECT		99.96	49,980,606.90	(19,393.10)	(19,393.10)	0.35	0.32
DTD 11/24/2020 0.210% 05/07/2021											
SWEDBANK NY CERT DEPOS		87019VN86	25,000,000.00	DIRECT		99.96	24,989,174.20	(10,825.80)	(10,825.80)	0.36	0.32
DTD 11/30/2020 0.200% 05/10/2021											
NORDEA BANK ABP NEW YORK CERT DEPOS		65558TYO2	50,000,000.00	CHASE		100.02	50,011,422.45	11,422.45	11,422.45	0.39	0.32
DTD 05/20/2020 0.380% 05/19/2021											
BANK OF NOVA SCOTIA HOUS CERT DEPOS		06417MMG7	50,000,000.00	SCOTIA		99.96	49,979,461.75	(20,538.25)	(20,538.25)	0.41	0.32
DTD 12/07/2020 0.220% 05/28/2021											
BANK OF MONTREAL CHICAGO FLOATING CD		06367BMN6	50,000,000.00	BMO_DIR		100.03	50,013,700.00	13,700.00	13,700.00	0.16	0.32
DTD 06/05/2020 0.315% 06/01/2021											
BANK OF MONTREAL CHICAGO CERT DEPOS		06367BRX9	50,000,000.00	BMO_DIR		99.96	49,978,725.75	(21,274.25)	(21,274.25)	0.43	0.32
DTD 08/25/2020 0.220% 06/02/2021											
ROYAL BANK OF CANADA NY CERT DEPOS		78012UZO1	50,000,000.00	RBC CAP		99.96	49,979,138.40	(20,861.60)	(20,861.60)	0.46	0.32
DTD 11/24/2020 0.230% 06/16/2021											
SVENSKA HANDELSBANKEN NY CERT DEPOS		86959RHV5	50,000,000.00	SVENSKA		100.00	49,999,870.95	(129.05)	(129.05)	0.51	0.33
DTD 07/15/2020 0.330% 07/01/2021											
NORDEA BANK AB NEW YORK CERT DEPOS		65558TC94	50,000,000.00	PIPER J		99.98	49,989,793.65	(10,206.35)	(10,206.35)	0.51	0.33
DTD 07/17/2020 0.290% 07/01/2021											
ROYAL BANK OF CANADA NY CERT DEPOS		78012UXY6	50,000,000.00	RBC CAP		99.93	49,967,150.55	(32,849.45)	(32,849.45)	0.51	0.33
DTD 09/29/2020 0.200% 07/01/2021											



## Managed Account Fair Market Value & Analytics

For the Month Ending December 31, 2020

SAN BERNARDINO COUNTY - 76990800

Security Type/Description	Dated Date/Coupon/Maturity	CUSIP	Par	Broker	Next Call Date	Market Price	Market Value	Unreal G/L On Cost	Unreal G/L Amort Cost	Effective Duration	YTM at Mkt
<b>Certificate of Deposit</b>											
SVENSKA HANDELSBANKEN NY CERT DEPOS		86959RKN9	50,000,000.00	CHASE		99.95	49,973,455.15	(28,437.53)	(27,799.70)	0.51	0.33
DTD 10/01/2020 0.225% 07/01/2021											
BANK OF AMERICA NA CERT DEPOS		06052TM23	50,000,000.00	BAML		99.93	49,967,155.20	(32,844.80)	(32,844.80)	0.51	0.33
DTD 10/09/2020 0.200% 07/01/2021											
BANK OF NOVA SCOTIA HOUS CERT DEPOS		06417MLZ6	50,000,000.00	SCOTIA		99.95	49,974,744.60	(25,255.40)	(25,255.40)	0.51	0.33
DTD 11/24/2020 0.230% 07/01/2021											
BANK OF NOVA SCOTIA HOUSTON CERT DEPOS		06417MKL8	100,000,000.00	SCOTIA		100.01	100,009,820.50	9,820.50	9,820.50	0.51	0.33
DTD 07/15/2020 0.350% 07/01/2021											
TORONTO DOMINION BANK NY CERT DEPOS		89114NNZ7	35,000,000.00	TOR DOM		100.06	35,020,695.22	(31,437.28)	(16,442.65)	0.60	0.33
DTD 10/07/2020 0.430% 08/02/2021											
BANK OF MONTREAL CHI FLOATING CERT DEPOS		06367BSO3	50,000,000.00	BMO		100.01	50,003,650.00	3,650.00	3,650.00	0.01	0.24
DTD 08/28/2020 0.234% 08/02/2021											
ROYAL BANK OF CANADA NY CERT DEPOS		78012UYE9	50,000,000.00	RBC CAP		99.93	49,964,351.20	(35,648.80)	(35,648.80)	0.60	0.33
DTD 10/01/2020 0.210% 08/02/2021											
SVENSKA HANDELSBANKEN NY CERT DEPOS		86959RLB4	50,000,000.00	DIRECT		99.94	49,970,299.05	(29,700.95)	(29,700.95)	0.60	0.33
DTD 11/02/2020 0.230% 08/02/2021											
SVENSKA HANDELSBANKEN NY CERT DEPOS		86959RLQ1	50,000,000.00	DIRECT		99.95	49,976,979.30	(23,020.70)	(23,020.70)	0.66	0.33
DTD 11/24/2020 0.260% 08/25/2021											
BANK OF NOVA SCOTIA HOUS CERT DEPOS		06417MMK8	50,000,000.00	SCOTIA		99.95	49,972,931.55	(27,068.45)	(27,068.45)	0.68	0.33
DTD 12/08/2020 0.250% 09/01/2021											
<b>Security Type Sub-Total</b>			<b>1,785,000,000.00</b>				<b>1,784,908,034.83</b>	<b>(145,990.35)</b>	<b>(130,357.89)</b>	<b>0.32</b>	<b>0.28</b>

<b>Bank Note</b>											
WELLS FARGO BANK NA BANK NOTE		9498815N3	10,000,000.00	WELLSFAR		100.00	10,000,110.00	(73,690.00)	(1,873.11)	0.04	2.54
DTD 01/23/2018 2.600% 01/15/2021											



## Managed Account Fair Market Value & Analytics

For the Month Ending December 31, 2020

SAN BERNARDINO COUNTY - 76990800

Security Type/Description	Dated Date/Coupon/Maturity	CUSIP	Par	Broker	Next Call Date	Market Price	Market Value	Unreal G/L On Cost	Unreal G/L Amort Cost	Effective Duration	YTM at Mkt
<b>Bank Note</b>											
US BANK NA CINCINNATI CALLABLE BANK NOTE	90331HNP4	15,000,000.00	US BANK	03/26/21	100.67	15,100,110.00	101,010.00	100,204.43	0.24	1.07	
DTD 04/26/2018 3.150% 04/26/2021											
US BANK BANK NOTE (CALLABLE)	90331HNP7	10,000,000.00	MORGANST	10/15/21	102.49	10,248,870.00	262,670.00	252,886.61	0.78	0.60	
DTD 11/16/2018 3.450% 11/16/2021											
US BANK NA CINCINNATI BKNT (CALLABLE)	90331HPJ6	8,000,000.00	MORGANST	12/21/21	101.52	8,121,720.00	124,520.00	123,194.69	0.96	0.36	
DTD 01/21/2020 1.800% 01/21/2022											
US BANK NA CORP NOTE (CALLABLE)	90331HPC1	7,000,000.00	BARCLAYS	04/22/22	103.03	7,212,422.00	219,842.00	215,854.43	1.29	0.47	
DTD 05/23/2019 2.650% 05/23/2022											
WELLS FARGO BANK NA CALLABLE BANK NOTE	9498816A0	20,000,000.00	WELLSFAR	09/09/21	100.98	20,196,940.00	196,940.00	196,940.00	0.69	1.49	
DTD 09/11/2019 2.082% 09/09/2022											
<b>Security Type Sub-Total</b>		<b>70,000,000.00</b>				<b>70,880,172.00</b>	<b>831,292.00</b>	<b>887,207.05</b>	<b>0.61</b>	<b>1.19</b>	

<b>Asset-Backed Security</b>											
MBALT 2019-B A2	587690AB7	978,189.24	WELLSFAR		100.17	979,875.64	1,737.85	1,710.08	0.15	1.83	
DTD 11/20/2019 2.010% 12/15/2021											
HAROT 2019-2 A2	43815MAB2	1,348,924.80	JPMCHASE		100.14	1,350,815.59	1,892.95	1,891.61	0.09	2.42	
DTD 05/29/2019 2.570% 12/21/2021											
TAOT 2019-B A2A	89239JAB0	1,695,626.79	BAML		100.19	1,698,874.59	3,266.11	3,255.20	1.11	2.42	
DTD 05/08/2019 2.590% 02/15/2022											
MBALT 2020-A A2	58770FAB8	1,669,094.43	MUFG		100.30	1,674,118.07	5,092.24	5,062.36	1.19	1.57	
DTD 01/29/2020 1.820% 03/15/2022											
TAOT 2019-C A2A	89238UAB6	1,241,547.90	JPM		100.22	1,244,315.81	2,825.64	2,795.68	0.16	1.83	
DTD 08/14/2019 2.000% 04/15/2022											
HAROT 2019-3 A2	43815NAB0	1,717,582.89	SOCGEN		100.32	1,723,003.24	5,540.57	5,478.96	0.22	1.65	
DTD 08/27/2019 1.900% 04/15/2022											
JOHN DEERE OWNER TRUST	477870AB5	1,154,504.25	RBC		100.19	1,156,668.02	2,168.16	2,165.91	1.36	2.14	
DTD 07/24/2019 2.280% 05/16/2022											
MBART 2019-1 A2A	58769TAB1	2,263,075.26	MIZUHO		100.36	2,271,108.50	8,249.59	8,148.60	0.22	1.79	
DTD 09/25/2019 2.040% 06/15/2022											
HAROT 2019-4 A2	43813VAB4	4,707,231.76	CITI		100.52	4,731,882.59	24,941.74	24,816.93	0.32	1.50	
DTD 11/26/2019 1.860% 06/20/2022											



## Managed Account Fair Market Value & Analytics

For the Month Ending December 31, 2020

SAN BERNARDINO COUNTY - 76990800

Security Type/Description	Dated Date/Coupon/Maturity	CUSIP	Par	Broker	Next Call Date	Market Price	Market Value	Unreal G/L On Cost	Unreal G/L Amort Cost	Effective Duration	YTM at Mkt
<b>Asset-Backed Security</b>											
HART 2019-B A2	DTD 11/06/2019 1.930% 07/15/2022	44891JAB4	1,016,757.45	RBC CAP		100.34	1,020,223.58	3,529.07	3,502.02	0.22	1.71
TAOT 2019-D A2	DTD 11/13/2019 1.920% 07/15/2022	89233MAB9	3,605,196.00	BARCLAYS		100.44	3,621,141.42	16,211.85	16,098.45	0.29	1.63
MBALT 2019-B A3	DTD 11/20/2019 2.000% 10/17/2022	58769OAC5	2,500,000.00	WELLSFAR		101.26	2,531,554.75	31,952.25	31,799.54	0.81	1.29
HAROT 2020-1 A2	DTD 02/26/2020 1.630% 10/21/2022	43813RAB3	6,592,277.42	JPM_CHAS		100.56	6,629,466.43	37,856.81	37,642.95	0.44	1.31
TAOT 2020-A A2	DTD 02/12/2020 1.670% 11/15/2022	89232HAB1	8,814,230.16	MUFG		100.54	8,861,591.66	47,469.91	47,435.03	0.39	1.38
MBALT 2020-A A3	DTD 01/29/2020 1.840% 12/15/2022	58770FAC6	5,000,000.00	MUFG		101.36	5,068,128.00	68,787.00	68,575.07	1.01	1.14
JOHN DEERE OWNER TRUST OTHER ABS	DTD 03/11/2020 1.010% 01/15/2023	47789KAB9	3,692,078.68	BOFA		100.32	3,704,005.57	12,187.92	12,113.63	2.02	0.85
HAROT 2019-1 A3	DTD 02/27/2019 2.830% 03/20/2023	43814WAC9	3,776,842.48	BK AMER		101.69	3,840,770.07	64,028.81	63,982.78	0.66	2.05
HAROT 2019-2 A3	DTD 05/29/2019 2.520% 06/21/2023	43815MAC0	8,500,000.00	JPMCHASE		101.85	8,656,967.80	157,284.85	157,160.29	0.83	1.76
JDOT 2019-A A3	DTD 03/13/2019 2.910% 07/15/2023	47789JAD8	3,986,308.26	CITI		101.79	4,057,636.87	71,818.52	71,614.52	0.65	2.19
TAOT 2019-A A3	DTD 02/13/2019 2.910% 07/15/2023	89239AAD5	7,373,588.96	SOC GEN		101.76	7,503,116.37	130,870.88	130,297.84	0.69	2.20
HAROT 2019-3 A3	DTD 08/27/2019 1.780% 08/15/2023	43815NAC8	4,750,000.00	SOCGEN		101.62	4,826,874.00	76,913.42	76,900.01	1.06	1.15
TAOT 2019-B A3	DTD 05/08/2019 2.570% 08/15/2023	89239JAD6	5,000,000.00	BAML		101.89	5,094,251.50	95,049.00	94,740.22	0.82	1.83
TAOT 2019-C A3	DTD 08/14/2019 1.910% 09/15/2023	89238UAD2	5,000,000.00	JPM		101.57	5,078,547.50	78,588.50	78,574.60	0.93	1.32
BAACT 2018-A2 A2	DTD 05/17/2018 3.000% 09/15/2023	05522RCZ9	10,000,000.00	TOR DOM		100.78	10,078,115.00	(92,197.50)	(38,296.66)	2.60	2.70
JDOT 2019-B A3	DTD 07/24/2019 2.210% 12/15/2023	47787OAC3	2,500,000.00	RBC		101.95	2,548,652.25	49,183.00	49,008.73	0.97	1.54
TAOT 2019-D A3	DTD 11/13/2019 1.920% 01/16/2024	89233MAD5	4,500,000.00	BARCLAYS		102.01	4,590,438.30	90,763.20	90,674.78	1.21	1.25





## Managed Account Fair Market Value & Analytics

For the Month Ending December 31, 2020

SAN BERNARDINO COUNTY - 76990800

Security Type/Description	Dated Date/Coupon/Maturity	CUSIP	Par	Broker	Next Call Date	Market Price	Market Value	Unreal G/L On Cost	Unreal G/L Amort Cost	Effective Duration	YTM at Mkt
<b>Asset-Backed Security</b>											
HAROT 2019-4 A3		43813VAC2	9,000,000.00	CITI		101.96	9,176,312.70	177,916.50	177,490.66	1.30	1.18
DTD 11/26/2019 1.830% 01/18/2024											
HART 2019-B A3		44891JAC2	3,750,000.00	RBC CAP		101.83	3,818,806.88	68,979.75	68,933.05	1.09	1.34
DTD 11/06/2019 1.940% 02/15/2024											
MBART 2019-1 A3		58769TAD7	7,000,000.00	MIZUHO		101.98	7,138,918.50	139,882.40	139,608.52	1.07	1.30
DTD 09/25/2019 1.930% 03/15/2024											
HAROT 2020-1 A3		43813RAC1	10,000,000.00	JPM_CHAS		102.08	10,208,247.00	210,207.00	209,806.47	1.55	0.97
DTD 02/26/2020 1.610% 04/22/2024											
TAOT 2020-A A3		89232HAC9	15,000,000.00	MUFG		101.97	15,294,996.00	296,079.00	295,853.20	1.42	1.07
DTD 02/12/2020 1.660% 05/15/2024											
JOHN DEERE OWNER TRUST		47789KAC7	5,000,000.00	BOFA		101.21	5,060,380.50	60,686.00	60,630.11	1.56	0.76
DTD 03/11/2020 1.100% 08/15/2024											
CHAIT 2012-A7 A7		161571FO2	10,000,000.00	JPMCHASE		103.30	10,329,495.00	269,338.75	284,872.52	3.57	1.25
DTD 10/09/2012 2.160% 09/15/2024											
CHAIT 2020-A1 A1		161571HP2	8,000,000.00	JPMCHASE		102.63	8,210,200.00	212,032.80	211,707.74	3.92	0.87
DTD 02/18/2020 1.530% 01/15/2025											
<b>Security Type Sub-Total</b>			<b>171,133,056.73</b>			<b>173,779,499.70</b>	<b>2,431,134.54</b>	<b>2,496,051.40</b>	<b>2,496,051.40</b>	<b>1.35</b>	<b>1.46</b>
<b>Managed Account Sub-Total</b>			<b>9,476,697,472.04</b>			<b>9,593,732,092.55</b>	<b>122,504,653.59</b>	<b>115,069,762.61</b>	<b>115,069,762.61</b>	<b>1.22</b>	<b>0.27</b>
<b>Securities Sub-Total</b>			<b>\$9,476,697,472.04</b>			<b>\$9,593,732,092.55</b>	<b>\$122,504,653.59</b>	<b>\$115,069,762.61</b>	<b>\$115,069,762.61</b>	<b>1.22</b>	<b>0.27%</b>
<b>Accrued Interest</b>						<b>\$21,124,301.40</b>					
<b>Total Investments</b>						<b>\$9,614,856,393.95</b>					



**Managed Account Security Transactions & Interest**

For the Month Ending December 31, 2020

SAN BERNARDINO COUNTY - 76990800

Transaction Type	Trade	Settle	Security Description	CUSIP	Par	Principal Proceeds	Accrued Interest	Total	Realized G/L Cost	Realized G/L Amort Cost	Sale Method
BUY											
	12/01/20	12/04/20	FHMS K033 AZ DTD 10/01/2013 3.060% 07/01/2023	3137B4WB8	2,800,000.00	(2,978,718.75)	(714.00)	(2,979,432.75)			
	12/02/20	12/03/20	NATIXIS NY BRANCH COMM PAPER DTD 08/20/2020 0.000% 04/30/2021	63873JRW2	50,000,000.00	(49,952,722.22)	0.00	(49,952,722.22)			
	12/02/20	12/04/20	FREDDIE MAC NOTES DTD 12/04/2020 0.250% 12/04/2023	3137EAF2	62,000,000.00	(61,938,620.00)	0.00	(61,938,620.00)			
	12/02/20	12/07/20	BANK OF NOVA SCOTIA HOUS CERT DEPOS	06417MMG7	50,000,000.00	(50,000,000.00)	0.00	(50,000,000.00)			
	12/07/20	12/07/20	FIDELITY GOV'T MM FUND 2642	31607A703	282,000,000.00	(282,000,000.00)	0.00	(282,000,000.00)			
	12/07/20	12/08/20	BANK OF NOVA SCOTIA HOUS CERT DEPOS	06417MMK8	50,000,000.00	(50,000,000.00)	0.00	(50,000,000.00)			
	12/07/20	12/08/20	BNP PARIBAS NY BRANCH COMM PAPER	09659BTE0	25,000,000.00	(24,971,277.78)	0.00	(24,971,277.78)			
	12/08/20	12/08/20	CREDIT AGRICOLE CIB NY COMM PAPER	22533TM94	125,000,000.00	(124,999,722.22)	0.00	(124,999,722.22)			
	12/08/20	12/08/20	CANTOR FITZGERALD REPO AGRMT	REI332643	100,000,000.00	(100,000,000.00)	0.00	(100,000,000.00)			
	12/08/20	12/08/20	COOPERATIVE RABOBANK U.A. COMM PAPER	21687AM91	57,000,000.00	(56,999,873.33)	0.00	(56,999,873.33)			
	12/08/20	12/09/20	NATIXIS NY BRANCH COMM PAPER	63873JOX1	50,000,000.00	(49,967,333.33)	0.00	(49,967,333.33)			
	12/09/20	12/09/20	CREDIT AGRICOLE CIB NY COMM PAPER	22533TMA1	145,000,000.00	(144,999,677.78)	0.00	(144,999,677.78)			
	12/09/20	12/09/20	CANTOR FITZGERALD REPO AGRMT	REI332635	150,000,000.00	(150,000,000.00)	0.00	(150,000,000.00)			
	12/09/20	12/09/20	BNP PARIBAS NY BRANCH COMM PAPER	09659BMA5	75,000,000.00	(74,999,875.00)	0.00	(74,999,875.00)			



**Managed Account Security Transactions & Interest**

For the Month Ending December 31, 2020

SAN BERNARDINO COUNTY - 76990800

Transaction Type	Trade	Settle	Security Description	CUSIP	Par	Principal Proceeds	Accrued Interest	Total	Realized G/L Cost	Realized G/L Amort Cost	Sale Method
BUY	12/09/20	12/09/20	COOPERATIVE RABOBANK U.A. COMM PAPER	21687AMA8	75,000,000.00	(74,999,833.33)	0.00	(74,999,833.33)			
			DTD 12/09/2020 0.000% 12/10/2020								
	12/09/20	12/10/20	CHEVRON CORP COMM PAPER	16677JNC6	200,000,000.00	(199,985,333.33)	0.00	(199,985,333.33)			
			DTD 12/09/2020 0.000% 01/12/2021								
	12/09/20	12/10/20	STARBUCK FUNDING CORP COMM PAPER	85520LRM9	50,000,000.00	(49,961,500.00)	0.00	(49,961,500.00)			
			DTD 12/09/2020 0.000% 04/21/2021								
	12/10/20	12/10/20	CANTOR FITZGERALD REPO AGRMT	REI1332627	100,000,000.00	(100,000,000.00)	0.00	(100,000,000.00)			
			DTD 12/10/2020 0.060% 12/11/2020								
	12/10/20	12/10/20	CREDIT AGRICOLE CIB NY COMM PAPER	22533TMB9	43,000,000.00	(42,999,904.44)	0.00	(42,999,904.44)			
			DTD 06/11/2020 0.000% 12/11/2020								
	12/10/20	12/10/20	TOYOTA MOTOR CREDIT CORP COMM PAPER	89233GV29	50,000,000.00	(49,928,194.44)	0.00	(49,928,194.44)			
			DTD 12/10/2020 0.000% 08/02/2021								
	12/10/20	12/10/20	TOYOTA MOTOR CREDIT CORP COMM PAPER	89233GTW6	50,000,000.00	(49,941,083.33)	0.00	(49,941,083.33)			
			DTD 10/28/2020 0.000% 06/30/2021								
	12/11/20	12/11/20	CANTOR FITZGERALD REPO AGRMT	REI1332601	100,000,000.00	(100,000,000.00)	0.00	(100,000,000.00)			
			DTD 12/11/2020 0.060% 12/14/2020								
	12/11/20	12/11/20	FIDELITY GOVT MM FUND 2642	31607A703	79,000,000.00	(79,000,000.00)	0.00	(79,000,000.00)			
	12/11/20	12/11/20	CREDIT AGRICOLE CIB NY COMM PAPER	22533TME3	100,000,000.00	(99,999,333.33)	0.00	(99,999,333.33)			
			-- 0.000% 12/14/2020								
	12/14/20	12/14/20	CANTOR FITZGERALD REPO AGRMT	REI1332593	100,000,000.00	(100,000,000.00)	0.00	(100,000,000.00)			
			DTD 12/14/2020 0.060% 12/15/2020								
	12/14/20	12/14/20	COOPERATIVE RABOBANK U.A. COMM PAPER	21687AMF7	79,000,000.00	(78,999,824.44)	0.00	(78,999,824.44)			
			DTD 12/14/2020 0.000% 12/15/2020								
	12/14/20	12/14/20	CREDIT AGRICOLE CIB NY COMM PAPER	22533TMF0	131,000,000.00	(130,999,708.89)	0.00	(130,999,708.89)			
			DTD 06/12/2020 0.000% 12/15/2020								



**Managed Account Security Transactions & Interest**

For the Month Ending December 31, 2020

SAN BERNARDINO COUNTY - 76990800

Transaction Type	Trade	Settle	Security Description	CUSIP	Par	Principal Proceeds	Accrued Interest	Total	Realized G/L Cost	Realized G/L Amort Cost	Sale Method
BUY	12/14/20	12/17/20	FHMS K045 A2 DTD 05/01/2015 3.023% 01/01/2025	3137BHXJ1	25,000,000.00	(27,465,820.31)	(33,588.89)	(27,499,409.20)			
	12/15/20	12/15/20	COOPERATIVE RABOBANK U.A. COMM PAPER	21687AMG5	52,000,000.00	(51,999,884.44)	0.00	(51,999,884.44)			
	12/15/20	12/15/20	DTD 12/15/2020 0.000% 12/16/2020 CANTOR FITZGERALD REPO AGRMT	REI332585	100,000,000.00	(100,000,000.00)	0.00	(100,000,000.00)			
	12/15/20	12/15/20	DTD 12/15/2020 0.070% 12/16/2020 STARBUCK FUNDING CORP COMM PAPER	85520LRK3	50,000,000.00	(49,956,597.22)	0.00	(49,956,597.22)			
	12/15/20	12/15/20	DTD 12/15/2020 0.000% 04/19/2021 CREDIT AGRICOLE CIB NY COMM PAPER	22533TMG8	125,000,000.00	(124,999,722.22)	0.00	(124,999,722.22)			
	12/15/20	12/15/20	-- 0.000% 12/16/2020 GTA FUNDING LLC COMM PAPER	40060WN57	25,000,000.00	(24,997,520.83)	0.00	(24,997,520.83)			
	12/15/20	12/18/20	DTD 12/15/2020 0.000% 01/05/2021 FAIRWAY FINANCE CORP COMM PAPER	30601VSL6	50,000,000.00	(49,949,000.00)	0.00	(49,949,000.00)			
	12/16/20	12/16/20	DTD 12/15/2020 0.000% 05/20/2021 TOYOTA MOTOR CREDIT CORP COMM PAPER	89233GSU1	50,000,000.00	(49,952,458.33)	0.00	(49,952,458.33)			
	12/16/20	12/16/20	DTD 09/01/2020 0.000% 05/28/2021 CREDIT AGRICOLE CIB NY COMM PAPER	22533TMH6	107,000,000.00	(106,999,762.22)	0.00	(106,999,762.22)			
	12/16/20	12/16/20	-- 0.000% 12/17/2020 NATIXIS NY BRANCH COMM PAPER	63873JSU5	50,000,000.00	(49,952,458.33)	0.00	(49,952,458.33)			
	12/16/20	12/16/20	DTD 12/16/2020 0.000% 05/28/2021 CANTOR FITZGERALD REPO AGRMT	REI332577	100,000,000.00	(100,000,000.00)	0.00	(100,000,000.00)			
	12/17/20	12/17/20	DTD 12/16/2020 0.070% 12/17/2020 CANTOR FITZGERALD REPO AGRMT	REI332551	100,000,000.00	(100,000,000.00)	0.00	(100,000,000.00)			
	12/17/20	12/17/20	DTD 12/17/2020 0.070% 12/18/2020 CREDIT AGRICOLE CIB NY COMM PAPER	22533TMJ2	169,000,000.00	(168,999,624.44)	0.00	(168,999,624.44)			
	12/17/20	12/18/20	DTD 06/18/2020 0.000% 12/18/2020 FAIRWAY FINANCE CORP COMM PAPER	30601VSU6	50,000,000.00	(49,946,333.33)	0.00	(49,946,333.33)			
			DTD 11/30/2020 0.000% 05/28/2021								



**Managed Account Security Transactions & Interest**

For the Month Ending December 31, 2020

SAN BERNARDINO COUNTY - 76990800

Transaction Type	Trade	Settle	Security Description	CUSIP	Par	Principal Proceeds	Accrued Interest	Total	Realized G/L Cost	Realized G/L Amort Cost	Sale Method
BUY	12/18/20	12/18/20	CREDIT AGRICOLE CIB NY COMM PAPER	22533TMM5	17,000,000.00	(16,999,886.67)	0.00	(16,999,886.67)			
			DTD 06/24/2020 0.000% 12/21/2020								
	12/18/20	12/18/20	CANTOR FITZGERALD REPO AGRMT	REI332544	100,000,000.00	(100,000,000.00)	0.00	(100,000,000.00)			
			DTD 12/18/2020 0.070% 12/21/2020								
	12/18/20	12/22/20	EXXON MOBIL CORP COMM PAPER	30229AW13	50,000,000.00	(49,919,180.56)	0.00	(49,919,180.56)			
			DTD 12/18/2020 0.000% 09/01/2021								
	12/21/20	12/21/20	CANTOR FITZGERALD REPO AGRMT	REI332536	100,000,000.00	(100,000,000.00)	0.00	(100,000,000.00)			
			DTD 12/21/2020 0.070% 12/22/2020								
	12/21/20	12/22/20	NATIXIS NY BRANCH COMM PAPER	63873JSL5	50,000,000.00	(49,958,611.11)	0.00	(49,958,611.11)			
			DTD 12/21/2020 0.000% 05/20/2021								
	12/22/20	12/22/20	CREDIT AGRICOLE CIB NY COMM PAPER	22533TMP8	155,000,000.00	(154,999,655.56)	0.00	(154,999,655.56)			
			-- 0.000% 12/23/2020								
	12/23/20	12/23/20	CANTOR FITZGERALD REPO AGRMT	REI328047	100,000,000.00	(100,000,000.00)	0.00	(100,000,000.00)			
			DTD 12/23/2020 0.060% 12/28/2020								
	12/23/20	12/23/20	GTA FUNDING LLC COMM PAPER	40060WN73	25,000,000.00	(24,997,916.67)	0.00	(24,997,916.67)			
			-- 0.000% 01/07/2021								
	12/23/20	12/23/20	CREDIT AGRICOLE CIB NY COMM PAPER	22533TN51	83,000,000.00	(82,997,302.50)	0.00	(82,997,302.50)			
			-- 0.000% 01/05/2021								
	12/28/20	12/28/20	CANTOR FITZGERALD REPO AGRMT	REI332528	100,000,000.00	(100,000,000.00)	0.00	(100,000,000.00)			
			DTD 12/28/2020 0.060% 12/29/2020								
	12/29/20	12/29/20	CANTOR FITZGERALD REPO AGRMT	REI332510	150,000,000.00	(150,000,000.00)	0.00	(150,000,000.00)			
			DTD 12/29/2020 0.070% 12/30/2020								
	12/29/20	12/29/20	CREDIT AGRICOLE CIB NY COMM PAPER	22533TMW3	125,000,000.00	(124,999,722.22)	0.00	(124,999,722.22)			
			-- 0.000% 12/30/2020								
	12/29/20	12/29/20	COOPERATIEVE RABOBANK U.A. COMM PAPER	21687AMW0	123,000,000.00	(122,999,726.67)	0.00	(122,999,726.67)			
			DTD 12/29/2020 0.000% 12/30/2020								
	12/30/20	12/30/20	CREDIT AGRICOLE CIB NY COMM PAPER	22533TN44	125,000,000.00	(124,998,611.11)	0.00	(124,998,611.11)			
			DTD 07/22/2020 0.000% 01/04/2021								



**Managed Account Security Transactions & Interest**

For the Month Ending December 31, 2020

SAN BERNARDINO COUNTY - 76990800

Transaction Type	Trade	Settle	Security Description	CUSIP	Par	Principal Proceeds	Accrued Interest	Total	Realized G/L Cost	Realized G/L Amort Cost	Sale Method
BUY	12/30/20	12/30/20	CANTOR FITZGERALD REPO AGRMT DTD 12/30/2020 0.060% 01/04/2021	RE1332502	100,000,000.00	(100,000,000.00)	0.00	(100,000,000.00)			
<b>Transaction Type Sub-Total</b>					<b>4,836,800,000.00</b>	<b>(4,838,712,330.68)</b>	<b>(34,302.89)</b>	<b>(4,838,746,633.57)</b>			
<b>INTEREST</b>											
	12/01/20	12/01/20	BANK OF MONTREAL CHICAGO FLOATING CD	06367BMN6	50,000,000.00	0.00	42,466.65	42,466.65			
	12/01/20	12/25/20	DTD 06/05/2020 0.315% 06/01/2021 FHMS KJ32 A1	3137F2U8	3,000,000.00	0.00	1,290.00	1,290.00			
	12/02/20	12/02/20	DTD 11/01/2020 0.516% 06/25/2025 BANK OF MONTREAL CHI FLOATING CERT DEPOS	06367BSO3	50,000,000.00	0.00	9,963.75	9,963.75			
	12/07/20	12/07/20	DTD 08/28/2020 0.234% 08/02/2021 JOHN DEERE CAPITAL CORP CORP NOTES	24422EUV9	10,000,000.00	0.00	115,000.00	115,000.00			
	12/09/20	12/09/20	DTD 06/07/2019 2.300% 06/07/2021 FFCB FLOATING NOTES	3133ELH72	45,000,000.00	0.00	46,187.51	46,187.51			
	12/10/20	12/10/20	DTD 06/09/2020 0.420% 06/09/2023 FEDERAL HOME LOAN BANK	313379O69	25,000,000.00	0.00	265,625.00	265,625.00			
	12/13/20	12/13/20	DTD 06/01/2012 2.125% 06/10/2022 FEDERAL HOME LOAN BANK NOTES	3130A3GE8	60,000,000.00	0.00	825,000.00	825,000.00			
	12/13/20	12/13/20	DTD 11/06/2014 2.750% 12/13/2024 INTL BANK OF RECON AND DEV GLOBAL NOTES	459058GF4	20,000,000.00	0.00	212,600.00	212,600.00			
	12/13/20	12/13/20	DTD 12/13/2017 2.126% 12/13/2021 JOHN DEERE CAPITAL CORP CORP NOTES	24422EVA4	5,000,000.00	0.00	48,750.00	48,750.00			
	12/15/20	12/15/20	DTD 09/12/2019 1.950% 06/13/2022 FFCB NOTES	3133ELDK7	40,000,000.00	0.00	326,000.00	326,000.00			
	12/15/20	12/15/20	DTD 12/16/2019 1.630% 06/15/2022 MBART 2019-1 A3	58769TAD7	7,000,000.00	0.00	11,316.67	11,316.67			
	12/15/20	12/15/20	DTD 09/25/2019 1.930% 03/15/2024 CHAIT 2020-A1 A1	161571HP2	8,000,000.00	0.00	10,200.00	10,200.00			
			DTD 02/18/2020 1.530% 01/15/2025								



**Managed Account Security Transactions & Interest**

For the Month Ending December 31, 2020

SAN BERNARDINO COUNTY - 76990800

Transaction Type	Trade	Settle	Security Description	CUSIP	Par	Principal Proceeds	Accrued Interest	Total	Realized G/L Cost	Realized G/L Amort Cost	Sale Method
<b>INTEREST</b>											
	12/15/20	12/15/20	TAOT 2019-B A2A	89239JAB0	2,418,341.99	0.00	5,219.58	5,219.58			
			DTD 05/08/2019 2.590% 02/15/2022								
	12/15/20	12/15/20	TAOT 2019-D A2	89233MAB9	4,113,509.33	0.00	6,581.62	6,581.62			
			DTD 11/13/2019 1.920% 07/15/2022								
	12/15/20	12/15/20	TAOT 2020-A A3	89232HAC9	15,000,000.00	0.00	20,750.00	20,750.00			
			DTD 02/12/2020 1.660% 05/15/2024								
	12/15/20	12/15/20	TAOT 2019-C A2A	89238UAB6	1,551,601.38	0.00	2,586.00	2,586.00			
			DTD 08/14/2019 2.000% 04/15/2022								
	12/15/20	12/15/20	JOHN DEERE OWNER TRUST	47789KAC7	5,000,000.00	0.00	4,583.34	4,583.34			
			DTD 03/11/2020 1.100% 08/15/2024								
	12/15/20	12/15/20	HAROT 2019-3 A2	43815NAB0	2,045,681.27	0.00	3,239.00	3,239.00			
			DTD 08/27/2019 1.900% 04/15/2022								
	12/15/20	12/15/20	TAOT 2019-A A3	89239AAD5	7,861,832.32	0.00	19,064.94	19,064.94			
			DTD 02/13/2019 2.910% 07/15/2023								
	12/15/20	12/15/20	TAOT 2019-C A3	89238UAD2	5,000,000.00	0.00	7,958.34	7,958.34			
			DTD 08/14/2019 1.910% 09/15/2023								
	12/15/20	12/15/20	JDOT 2019-B A3	477870AC3	2,500,000.00	0.00	4,604.17	4,604.17			
			DTD 07/24/2019 2.210% 12/15/2023								
	12/15/20	12/15/20	MBALT 2019-B A2	58769OAB7	1,211,456.40	0.00	2,029.19	2,029.19			
			DTD 11/20/2019 2.010% 12/15/2021								
	12/15/20	12/15/20	TAOT 2020-A A2	89232HAB1	9,767,783.40	0.00	13,593.50	13,593.50			
			DTD 02/12/2020 1.670% 11/15/2022								
	12/15/20	12/15/20	BAACT 2018-A2 A2	05522RCZ9	10,000,000.00	0.00	25,000.00	25,000.00			
			DTD 05/17/2018 3.000% 09/15/2023								
	12/15/20	12/15/20	HART 2019-B A2	44891JAB4	1,206,103.00	0.00	1,939.82	1,939.82			
			DTD 11/06/2019 1.930% 07/15/2022								
	12/15/20	12/15/20	MBALT 2020-A A2	58770FAB8	0.00	0.00	2,896.33	2,896.33			
			DTD 01/29/2020 1.820% 03/15/2022								
	12/15/20	12/15/20	HAROT 2019-3 A3	43815NAC8	4,750,000.00	0.00	7,045.83	7,045.83			
			DTD 08/27/2019 1.780% 08/15/2023								
	12/15/20	12/15/20	TAOT 2019-B A3	89239JAD6	5,000,000.00	0.00	10,708.34	10,708.34			
			DTD 05/08/2019 2.570% 08/15/2023								
	12/15/20	12/15/20	CHAIT 2012-A7 A7	161571FO2	10,000,000.00	0.00	18,000.00	18,000.00			
			DTD 10/09/2012 2.160% 09/15/2024								



**Managed Account Security Transactions & Interest**

For the Month Ending December 31, 2020

SAN BERNARDINO COUNTY - 76990800

Transaction Type	Trade	Settle	Security Description	CUSIP	Par	Principal Proceeds	Accrued Interest	Total	Realized G/L Cost	Realized G/L Amort Cost	Sale Method
<b>INTEREST</b>											
	12/15/20	12/15/20	MBART 2019-1 A2A	58769TAB1	2,727,914.70	0.00	4,637.46	4,637.46			
			DTD 09/25/2019 2.040% 06/15/2022								
	12/15/20	12/15/20	JOHN DEERE OWNER TRUST OTHER ABS	47789KAB9	0.00	0.00	3,423.48	3,423.48			
			DTD 03/11/2020 1.010% 01/15/2023								
	12/15/20	12/15/20	HART 2019-B A3	44891JAC2	3,750,000.00	0.00	6,062.50	6,062.50			
			DTD 11/06/2019 1.940% 02/15/2024								
	12/15/20	12/15/20	MBALT 2019-B A3	58769OAC5	2,500,000.00	0.00	4,166.67	4,166.67			
			DTD 11/20/2019 2.000% 10/17/2022								
	12/15/20	12/15/20	MBALT 2020-A A3	58770FAC6	5,000,000.00	0.00	7,666.67	7,666.67			
			DTD 01/29/2020 1.840% 12/15/2022								
	12/15/20	12/15/20	JDOT 2019-A A3	47789JAD8	4,268,291.67	0.00	10,350.61	10,350.61			
			DTD 03/13/2019 2.910% 07/15/2023								
	12/15/20	12/15/20	TAOT 2019-D A3	89233MAD5	4,500,000.00	0.00	7,200.00	7,200.00			
			DTD 11/13/2019 1.920% 01/16/2024								
	12/16/20	12/16/20	JOHN DEERE OWNER TRUST	47787OAB5	1,424,305.51	0.00	2,706.18	2,706.18			
			DTD 07/24/2019 2.280% 05/16/2022								
	12/17/20	12/17/20	FANNIE MAE NOTES	3135G04Z3	50,000,000.00	0.00	123,611.10	123,611.10			
			DTD 06/19/2020 0.500% 06/17/2025								
	12/17/20	12/17/20	INTL BANK OF RECON AND DEV SN (FLOATER)	45906M2B6	0.00	0.00	12,000.00	12,000.00			
			DTD 06/16/2020 0.490% 06/17/2024								
	12/18/20	12/18/20	HAROT 2019-4 A3	43813VAC2	9,000,000.00	0.00	13,725.00	13,725.00			
			DTD 11/26/2019 1.830% 01/18/2024								
	12/18/20	12/18/20	HAROT 2019-4 A2	43813VAB4	5,357,088.64	0.00	8,303.49	8,303.49			
			DTD 11/26/2019 1.860% 06/20/2022								
	12/18/20	12/18/20	HAROT 2019-1 A3	43814WAC9	4,000,000.00	0.00	9,433.33	9,433.33			
			DTD 02/27/2019 2.830% 03/20/2023								
	12/18/20	12/18/20	HAROT 2019-1 A2	43814WAB1	76,864.62	0.00	176.15	176.15			
			DTD 02/27/2019 2.750% 09/20/2021								
	12/20/20	12/20/20	FEDERAL HOME LOAN BANKS NOTES	3130AHSR5	22,500,000.00	0.00	182,812.50	182,812.50			
			DTD 12/20/2019 1.625% 12/20/2021								
	12/21/20	12/21/20	HAROT 2019-2 A3	43815MAC0	8,500,000.00	0.00	17,850.00	17,850.00			
			DTD 05/29/2019 2.520% 06/21/2023								





**Managed Account Security Transactions & Interest**

For the Month Ending December 31, 2020

SAN BERNARDINO COUNTY - 76990800

Transaction Type	Trade	Settle	Security Description	CUSIP	Par	Principal Proceeds	Accrued Interest	Total	Realized G/L Cost	Realized G/L Amort Cost	Sale Method
<b>INTEREST</b>											
	12/21/20	12/21/20	HAROT 2020-1 A3 DTD 02/26/2020 1.610% 04/22/2024	43813RAC1	10,000,000.00	0.00	13,416.67	13,416.67			
	12/21/20	12/21/20	HAROT 2020-1 A2 DTD 02/26/2020 1.630% 10/21/2022	43813RAB3	7,259,149.00	0.00	9,860.34	9,860.34			
	12/21/20	12/21/20	HAROT 2019-2 A2 DTD 05/29/2019 2.570% 12/21/2021	43815MAB2	2,183,945.88	0.00	4,677.29	4,677.29			
	12/22/20	12/22/20	FANNIE MAE NOTES DTD 06/25/2018 2.750% 06/22/2021	3135GOU35	75,000,000.00	0.00	1,031,250.00	1,031,250.00			
	12/23/20	12/23/20	WAL-MART STORES INC CORP NOTES DTD 06/27/2018 3.125% 06/23/2021	931142EJ8	17,000,000.00	0.00	265,625.00	265,625.00			
	12/26/20	12/26/20	FREDDIE MAC NOTES DTD 06/26/2020 0.250% 06/26/2023	3137EAES4	23,000,000.00	0.00	28,750.00	28,750.00			
	12/31/20	12/31/20	STONECASTLE FICA US TREASURY NOTES	FICAMF003	0.00	0.00	1,486.31	1,486.31			
	12/31/20	12/31/20	US TREASURY NOTES DTD 06/30/2016 1.375% 06/30/2023	912828S35	175,000,000.00	0.00	1,203,125.00	1,203,125.00			
	12/31/20	12/31/20	FEDERATED GOVT OBLIGATIONS FUND US TREASURY N/B NOTES	608919718	0.00	0.00	8.37	8.37			
	12/31/20	12/31/20	US TREASURY N/B NOTES DTD 06/30/2017 2.000% 06/30/2024	912828XX3	150,000,000.00	0.00	1,500,000.00	1,500,000.00			
	12/31/20	12/31/20	US TREASURY N/B NOTES DTD 07/02/2018 2.625% 06/30/2023	9128284U1	50,000,000.00	0.00	656,250.00	656,250.00			
	12/31/20	12/31/20	FIDELITY GOVT MM FUND 2642 BANK OF THE WEST MONEY MARKET FUND	31607A703	0.00	0.00	150.70	150.70			
	12/31/20	12/31/20	BANK OF THE WEST MONEY MARKET FUND UNITED STATES TREASURY NOTES DTD 06/30/2019 1.750% 06/30/2024	BKOFWEST7	0.00	0.00	25,409.84	25,409.84			
	12/31/20	12/31/20	CALIFORNIA ASSET MANAGEMENT PROGRAM	9128286Z8	50,000,000.00	0.00	437,500.00	437,500.00			
	12/31/20	12/31/20	CALIFORNIA ASSET MANAGEMENT PROGRAM	CAMPMF025	0.00	0.00	38,551.84	38,551.84			
<b>Transaction Type Sub-Total</b>					<b>1,093,473,869.11</b>	<b>0.00</b>	<b>7,700,386.08</b>	<b>7,700,386.08</b>			
<b>MATURITY</b>											
	12/01/20	12/01/20	CREDIT AGRICOLE CIB NY COMM PAPER -- 0.000% 12/01/2020	22533TM11	40,000,000.00	40,000,000.00	0.00	40,000,000.00	600.00	0.00	



**Managed Account Security Transactions & Interest**

For the Month Ending December 31, 2020

SAN BERNARDINO COUNTY - 76990800

Transaction Type	Trade	Settle	Security Description	CUSIP	Par	Principal Proceeds	Accrued Interest	Total	Realized G/L Cost	Realized G/L Amort Cost	Sale Method
<b>MATURITY</b>											
	12/01/20	12/01/20	CREDIT AGRICOLE CIB NY COMM PAPER	22533TM11	75,000,000.00	75,000,000.00	0.00	75,000,000.00	1,125.00	0.00	0.00
			-- 0.000% 12/01/2020								
	12/09/20	12/09/20	COOPERATIVE RABOBANK U.A. COMM PAPER	21687AM91	57,000,000.00	57,000,000.00	0.00	57,000,000.00	126.67	0.00	0.00
			DTD 12/08/2020 0.000% 12/09/2020								
	12/09/20	12/09/20	CANTOR FITZGERALD REPO AGRMT	REI1332643	100,000,000.00	100,000,000.00	166.67	100,000,166.67	0.00	0.00	0.00
			DTD 12/08/2020 0.060% 12/09/2020								
	12/09/20	12/09/20	CREDIT AGRICOLE CIB NY COMM PAPER	22533TM94	125,000,000.00	125,000,000.00	0.00	125,000,000.00	277.78	0.00	0.00
			-- 0.000% 12/09/2020								
	12/10/20	12/10/20	CANTOR FITZGERALD REPO AGRMT	REI1332635	150,000,000.00	150,000,000.00	250.00	150,000,250.00	0.00	0.00	0.00
			DTD 12/09/2020 0.060% 12/10/2020								
	12/10/20	12/10/20	BNP PARIBAS NY BRANCH COMM PAPER	09659BMA5	75,000,000.00	75,000,000.00	0.00	75,000,000.00	125.00	0.00	0.00
			DTD 12/09/2020 0.000% 12/10/2020								
	12/10/20	12/10/20	COOPERATIVE RABOBANK U.A. COMM PAPER	21687AMA8	75,000,000.00	75,000,000.00	0.00	75,000,000.00	166.67	0.00	0.00
			DTD 12/09/2020 0.000% 12/10/2020								
	12/10/20	12/10/20	CREDIT AGRICOLE CIB NY COMM PAPER	22533TMA1	145,000,000.00	145,000,000.00	0.00	145,000,000.00	322.22	0.00	0.00
			DTD 06/09/2020 0.000% 12/10/2020								
	12/11/20	12/11/20	CREDIT AGRICOLE CIB NY COMM PAPER	22533TMB9	43,000,000.00	43,000,000.00	0.00	43,000,000.00	95.56	0.00	0.00
			DTD 06/11/2020 0.000% 12/11/2020								
	12/11/20	12/11/20	CANTOR FITZGERALD REPO AGRMT	REI1332627	100,000,000.00	100,000,000.00	166.67	100,000,166.67	0.00	0.00	0.00
			DTD 12/10/2020 0.060% 12/11/2020								
	12/14/20	12/14/20	VISA INC (CALLABLE) CORP NOTES	92826CAB8	4,550,000.00	4,550,000.00	50,050.00	4,600,050.00	(10,374.00)	0.00	0.00
			DTD 12/14/2015 2.200% 12/14/2020								
	12/14/20	12/14/20	CANTOR FITZGERALD REPO AGRMT	REI1332601	100,000,000.00	100,000,000.00	500.00	100,000,500.00	0.00	0.00	0.00
			DTD 12/11/2020 0.060% 12/14/2020								
	12/14/20	12/14/20	CREDIT AGRICOLE CIB NY COMM PAPER	22533TME3	100,000,000.00	100,000,000.00	0.00	100,000,000.00	666.67	0.00	0.00
			-- 0.000% 12/14/2020								



**Managed Account Security Transactions & Interest**

For the Month Ending December 31, 2020

SAN BERNARDINO COUNTY - 76990800

Transaction Type	Trade	Settle	Security Description	CUSIP	Par	Principal Proceeds	Accrued Interest	Total	Realized G/L Cost	Realized G/L Amort Cost	Sale Method
<b>MATURITY</b>											
	12/15/20	12/15/20	CANTOR FITZGERALD REPO AGRMT	RE1332593	100,000,000.00	100,000,000.00	166.67	100,000,166.67	0.00	0.00	
			DTD 12/14/2020 0.060% 12/15/2020								
	12/15/20	12/15/20	CREDIT AGRICOLE CIB NY COMM PAPER	22533TMF0	131,000,000.00	131,000,000.00	0.00	131,000,000.00	291.11	0.00	
			DTD 06/12/2020 0.000% 12/15/2020								
	12/15/20	12/15/20	COOPERATIVE RABOBANK U.A. COMM PAPER	21687AMF7	79,000,000.00	79,000,000.00	0.00	79,000,000.00	175.56	0.00	
			DTD 12/14/2020 0.000% 12/15/2020								
	12/16/20	12/16/20	CANTOR FITZGERALD REPO AGRMT	RE1332585	100,000,000.00	100,000,000.00	194.44	100,000,194.44	0.00	0.00	
			DTD 12/15/2020 0.070% 12/16/2020								
	12/16/20	12/16/20	CREDIT AGRICOLE CIB NY COMM PAPER	22533TMG8	125,000,000.00	125,000,000.00	0.00	125,000,000.00	277.78	0.00	
			-- 0.000% 12/16/2020								
	12/16/20	12/16/20	COOPERATIVE RABOBANK U.A. COMM PAPER	21687AMG5	52,000,000.00	52,000,000.00	0.00	52,000,000.00	115.56	0.00	
			DTD 12/15/2020 0.000% 12/16/2020								
	12/16/20	12/16/20	TORONTO DOMINION BANK NY CERT DEPOS	89114NKW4	50,000,000.00	50,000,000.00	93,430.55	50,093,430.55	0.00	0.00	
			DTD 05/13/2020 0.310% 12/16/2020								
	12/17/20	12/17/20	CREDIT AGRICOLE CIB NY COMM PAPER	22533TMH6	107,000,000.00	107,000,000.00	0.00	107,000,000.00	237.78	0.00	
			-- 0.000% 12/17/2020								
	12/17/20	12/17/20	CANTOR FITZGERALD REPO AGRMT	RE1332577	100,000,000.00	100,000,000.00	194.44	100,000,194.44	0.00	0.00	
			DTD 12/16/2020 0.070% 12/17/2020								
	12/17/20	12/17/20	CREDIT AGRICOLE CIB NY COMM PAPER	22533TMH6	50,000,000.00	50,000,000.00	0.00	50,000,000.00	17,888.89	0.00	
			-- 0.000% 12/17/2020								
	12/18/20	12/18/20	FHLB DISC NOTE	313384T74	50,000,000.00	50,000,000.00	0.00	50,000,000.00	5,194.44	0.00	
			-- 0.000% 12/18/2020								
	12/18/20	12/18/20	EXXON MOBIL CORP COMM PAPER	30229AMJ5	50,000,000.00	50,000,000.00	0.00	50,000,000.00	7,777.78	0.00	
			DTD 10/22/2020 0.000% 12/18/2020								
	12/18/20	12/18/20	SWEDBANK NY CERT DEPOS	87019VL39	100,000,000.00	100,000,000.00	27,000.00	100,027,000.00	0.00	0.00	
			DTD 09/28/2020 0.120% 12/18/2020								



**Managed Account Security Transactions & Interest**

For the Month Ending December 31, 2020

SAN BERNARDINO COUNTY - 76990800

Transaction Type	Trade	Settle	Security Description	CUSIP	Par	Principal Proceeds	Accrued Interest	Total	Realized G/L Cost	Realized G/L Amort Cost	Sale Method	
<b>MATURITY</b>												
12/18/20	12/18/20		BANK OF MONTREAL CHICAGO CERT DEPOS	06367BUF4	50,000,000.00	50,000,000.00	26,388.90	50,026,388.90	0.00	0.00		
12/18/20	12/18/20		DTD 09/09/2020 0.190% 12/18/2020 CREDIT AGRICOLE CIB NY COMM PAPER	22533TMD2	169,000,000.00	169,000,000.00	0.00	169,000,000.00	375.56	0.00		
12/18/20	12/18/20		DTD 06/18/2020 0.000% 12/18/2020 CANTOR FITZGERALD REPO AGRMT	RE1332551	100,000,000.00	100,000,000.00	194.44	100,000,194.44	0.00	0.00		
12/21/20	12/21/20		DTD 12/17/2020 0.070% 12/18/2020 CREDIT AGRICOLE CIB NY COMM PAPER	22533TMM5	17,000,000.00	17,000,000.00	0.00	17,000,000.00	113.33	0.00		
12/21/20	12/21/20		DTD 06/24/2020 0.000% 12/21/2020 CANTOR FITZGERALD REPO AGRMT	RE1332544	100,000,000.00	100,000,000.00	583.33	100,000,583.33	0.00	0.00		
12/22/20	12/22/20		DTD 12/18/2020 0.070% 12/21/2020 CANTOR FITZGERALD REPO AGRMT	RE1332536	100,000,000.00	100,000,000.00	194.44	100,000,194.44	0.00	0.00		
12/23/20	12/23/20		DTD 12/21/2020 0.070% 12/22/2020 3M COMPANY CORP (CALLED, OMD 09/19/21) N	88579YAU5	10,000,000.00	10,107,300.00	42,430.00	10,149,730.00	536,100.00	107,300.00		
12/23/20	12/23/20		DTD 09/19/2016 1.625% 12/23/2020 CREDIT AGRICOLE CIB NY COMM PAPER	22533TMP8	155,000,000.00	155,000,000.00	0.00	155,000,000.00	344.44	0.00		
12/23/20	12/23/20		-- 0.000% 12/23/2020 3M COMPANY (CALLED, OMD 09/14/21) CORP N	88579YBA8	2,000,000.00	2,036,640.00	16,500.00	2,053,140.00	40,740.00	36,640.00		
12/28/20	12/28/20		DTD 09/14/2018 3.000% 12/23/2020 CANTOR FITZGERALD REPO AGRMT	RE1328047	100,000,000.00	100,000,000.00	833.33	100,000,833.33	0.00	0.00		
12/29/20	12/29/20		DTD 12/23/2020 0.060% 12/28/2020 CANTOR FITZGERALD REPO AGRMT	RE1332528	100,000,000.00	100,000,000.00	166.67	100,000,166.67	0.00	0.00		
12/30/20	12/30/20		DTD 12/28/2020 0.060% 12/29/2020 CREDIT AGRICOLE CIB NY COMM PAPER	22533TMW3	125,000,000.00	125,000,000.00	0.00	125,000,000.00	277.78	0.00		
12/30/20	12/30/20		-- 0.000% 12/30/2020 COOPERATIEVE RABOBANK U.A. COMM PAPER	21687AMW0	123,000,000.00	123,000,000.00	0.00	123,000,000.00	273.33	0.00		
			DTD 12/29/2020 0.000% 12/30/2020									



**Managed Account Security Transactions & Interest**

For the Month Ending December 31, 2020

SAN BERNARDINO COUNTY - 76990800

Transaction Type	Trade	Settle	Security Description	CUSIP	Par	Principal Proceeds	Accrued Interest	Total	Realized G/L Cost	Realized G/L Amort Cost	Sale Method
<b>MATURITY</b>											
12/30/20	12/30/20		CANTOR FITZGERALD REPO AGRMT	REI1332510	150,000,000.00	150,000,000.00	291.67	150,000,291.67	0.00	0.00	
			DTD 12/29/2020 0.070% 12/30/2020								
12/30/20	12/30/20		EXXON MOBIL CORP COMM PAPER	30229AMW6	50,000,000.00	50,000,000.00	0.00	50,000,000.00	5,555.56	0.00	
			-- 0.000% 12/30/2020								
<b>Transaction Type Sub-Total</b>					<b>3,634,550,000.00</b>	<b>3,634,693,940.00</b>	<b>259,702.22</b>	<b>3,634,953,642.22</b>	<b>608,870.47</b>	<b>143,940.00</b>	
<b>PAYDOWNS</b>											
12/01/20	12/01/20		JOHN DEERE OWNER TRUST OTHER	47789KAB9	375,417.90	375,417.90	0.00	375,417.90	26.54	0.00	
			ABS								
			DTD 03/11/2020 1.010% 01/15/2023								
12/01/20	12/01/20		FHMS KJ32 A1	3137F72U8	10,584.69	10,584.69	0.00	10,584.69	0.04	0.00	
			DTD 11/01/2020 0.516% 06/25/2025								
12/01/20	12/01/20		MBALT 2020-A A2	58770FAB8	240,572.13	240,572.13	0.00	240,572.13	9.89	0.00	
			DTD 01/29/2020 1.820% 03/15/2022								
12/15/20	12/15/20		TAOT 2019-B A2A	89239JAB0	722,715.20	722,715.20	0.00	722,715.20	7.81	0.00	
			DTD 05/08/2019 2.590% 02/15/2022								
12/15/20	12/15/20		MBART 2019-1 A2A	58769TAB1	464,839.44	464,839.44	0.00	464,839.44	44.44	0.00	
			DTD 09/25/2019 2.040% 06/15/2022								
12/15/20	12/15/20		TAOT 2020-A A2	89232HAB1	953,553.24	953,553.24	0.00	953,553.24	11.73	0.00	
			DTD 02/12/2020 1.670% 11/15/2022								
12/15/20	12/15/20		HART 2019-B A2	44891JAB4	189,345.55	189,345.55	0.00	189,345.55	11.72	0.00	
			DTD 11/06/2019 1.930% 07/15/2022								
12/15/20	12/15/20		HAROT 2019-3 A2	43815NAB0	328,098.38	328,098.38	0.00	328,098.38	22.97	0.00	
			DTD 08/27/2019 1.900% 04/15/2022								
12/15/20	12/15/20		TAOT 2019-C A2A	89238UAB6	310,053.48	310,053.48	0.00	310,053.48	14.42	0.00	
			DTD 08/14/2019 2.000% 04/15/2022								
12/15/20	12/15/20		TAOT 2019-D A2	89233MAB9	508,313.33	508,313.33	0.00	508,313.33	37.56	0.00	
			DTD 11/13/2019 1.920% 07/15/2022								
12/15/20	12/15/20		JDOT 2019-A A3	47789JAD8	281,983.41	281,983.41	0.00	281,983.41	34.66	0.00	
			DTD 03/13/2019 2.910% 07/15/2023								
12/15/20	12/15/20		TAOT 2019-A A3	89239AAD5	488,243.36	488,243.36	0.00	488,243.36	88.96	0.00	
			DTD 02/13/2019 2.910% 07/15/2023								
12/15/20	12/15/20		MBALT 2019-B A2	58769OAB7	233,267.16	233,267.16	0.00	233,267.16	12.27	0.00	
			DTD 11/20/2019 2.010% 12/15/2021								



**Managed Account Security Transactions & Interest**

For the Month Ending December 31, 2020

SAN BERNARDINO COUNTY - 76990800

Transaction Type	Trade	Settle	Security Description	CUSIP	Par	Principal Proceeds	Accrued Interest	Total	Realized G/L Cost	Realized G/L Amort Cost	Sale Method
<b>PAYDOWNS</b>											
	12/16/20	12/16/20	JOHN DEERE OWNER TRUST DTD 07/24/2019 2.280% 05/16/2022	477870AB5	269,801.25	269,801.25	0.00	269,801.25	1.02	0.00	
	12/18/20	12/18/20	HAROT 2019-1 A3 DTD 02/27/2019 2.830% 03/20/2023	43814WAC9	223,157.52	223,157.52	0.00	223,157.52	5.98	0.00	
	12/18/20	12/18/20	HAROT 2019-1 A2 DTD 02/27/2019 2.750% 09/20/2021	43814WAB1	76,864.62	76,864.62	0.00	76,864.62	4.95	0.00	
	12/18/20	12/18/20	HAROT 2019-4 A2 DTD 11/26/2019 1.860% 06/20/2022	43813VAB4	649,856.88	649,856.88	0.00	649,856.88	40.16	0.00	
	12/21/20	12/21/20	HAROT 2020-1 A2 DTD 02/26/2020 1.630% 10/21/2022	43813RAB3	666,871.58	666,871.58	0.00	666,871.58	67.55	0.00	
	12/21/20	12/21/20	HAROT 2019-2 A2 DTD 05/29/2019 2.570% 12/21/2021	43815MAB2	835,021.08	835,021.08	0.00	835,021.08	1.33	0.00	
<b>Transaction Type Sub-Total</b>					<b>7,828,560.20</b>	<b>7,828,560.20</b>	<b>0.00</b>	<b>7,828,560.20</b>	<b>444.00</b>	<b>0.00</b>	

**SELL**

	12/08/20	12/08/20	FIDELITY GOVT MM FUND 2642	31607A703	1,000,000.00	1,000,000.00	0.00	1,000,000.00	0.00	0.00	FIFO
	12/08/20	12/08/20	FIDELITY GOVT MM FUND 2642	31607A703	281,000,000.00	281,000,000.00	0.00	281,000,000.00	0.00	0.00	FIFO
	12/14/20	12/14/20	FIDELITY GOVT MM FUND 2642	31607A703	1,000,000.00	1,000,000.00	0.00	1,000,000.00	0.00	0.00	FIFO
	12/14/20	12/14/20	FIDELITY GOVT MM FUND 2642	31607A703	78,000,000.00	78,000,000.00	0.00	78,000,000.00	0.00	0.00	FIFO
<b>Transaction Type Sub-Total</b>					<b>361,000,000.00</b>	<b>361,000,000.00</b>	<b>0.00</b>	<b>361,000,000.00</b>	<b>0.00</b>	<b>0.00</b>	
<b>Managed Account Sub-Total</b>					<b>(835,189,830.48)</b>	<b>(835,189,830.48)</b>	<b>7,925,785.41</b>	<b>(827,264,045.07)</b>	<b>609,314.47</b>	<b>143,940.00</b>	

<b>Total Security Transactions</b>					<b>(835,189,830.48)</b>	<b>(835,189,830.48)</b>	<b>\$7,925,785.41</b>	<b>(\$827,264,045.07)</b>	<b>\$609,314.47</b>	<b>\$143,940.00</b>	
------------------------------------	--	--	--	--	-------------------------	-------------------------	-----------------------	---------------------------	---------------------	---------------------	--